
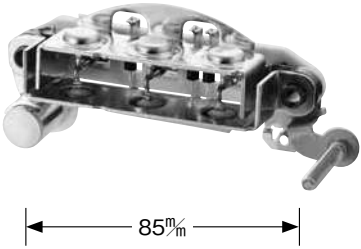
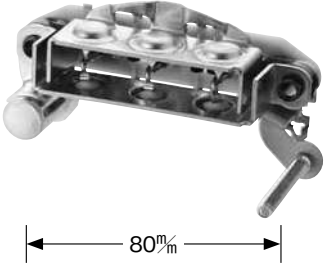
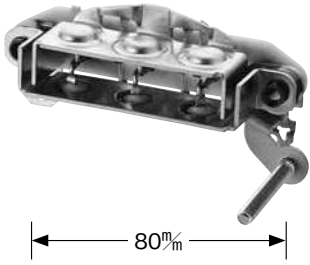





RECTIFIERS




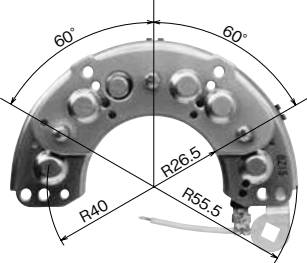
| New-Era No. | Ref.No. | Application |
|--|--|---|
| D-001 AC12V 50A  | 9-82231-619-0 5-81218-001-0 5-81218-021-0 5-81218-022-0 23230-U0100 23230-U0101 23232-B8000 23232-H6200 23232-N3300 31441-00808 L125-6320 HI L125-8320 HI L140-6320 HI L140-9320 HI | ISUZU ELF 150,250 NISSAN CEDRIC 2600 RHF230V,KHF230Q 74~ CEDRIC 330,K330,V330,C-331 75~ GLORIA 330,K330,V330,C-331 75~ LAUREL C30,SGX,GL-6 71~ LAUREL 2000 C130 73~ SKYLINE 2000 GTX GC110,GCK110TK 72~ SKYLINE A-C110 76~ SKYLINE C110 76~77 SKYLINE C-120,111(L20), 78~ WE-PC211(Z18S) NEW SILVIA A-S10 75~ VIOLET 710,P710,K710,KP710(E), JP710D,JP710HT,P710WK, P710WPE 73~ CHERRY F10 75 PATROL 60 76 CARAVAN E20 73~ FAIRLADY 240Z HS60 71~ FAIRLADY GS30,GS30S 74~ BLUEBIRD 610,E-P811,E-PJ811 71~74 SUNNY B210,PB210,B-B211,HB211, B-B211,E-B310 74~ TRUCK 60,780,790 72 STANZA E-RA11(Z18E) 78~ PULSAR E-YN10(A12AS) 78~ SUBARU(FUJI) 1400 A22H 73~ A22C, A22Y, A22J 75~ |
| | D-019 AC24V 30A  | ME700636 MITSUBISHI LARGE TRUCK(THE GREAT) 84~ FU415,FV415 FS415(8DC) LARGE TRUCK FK(6D14,6D15) 83~ MIDDLE TRUCK(FIGHTER) P-FK515 83~ (6D14,6D15) |
| W/CONDENSER | A860T15170 MI | |
| D-021 AC12V 50A  | MD607616 | MITSUBISHI PAJERO 2300 DIESEL LO43G(4D55) 81~83 PAJERO 2300 DIESEL TURBO 82~86 N-LO43G(4D55) CANTER (4D5) 82~ GALANT (Δ, Σ)2300 DIESEL (4D55) 82~87 DELICA 2300 DIESEL LO38,LO68(4D55) 82~86 DELICA STARWAGON 2300 4WD N-LO38PW(4D55) 82~86 DELICA 2300 4WD,4WD TURBO N-LO38TV,N-LO38GW(4D55) DELICA 2300 DIESEL LO38,LO68(4D55) 82~86 GALANT Δ,2300 DIESEL K-A167A(4D55) 81~ GALANT Σ,2300 DIESEL K-A167A(4D55) 81~ |
| | A860T08270 MI | |

RECTIFIERS

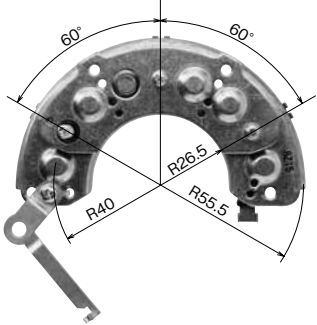


| New-Era No. | Ref.No. | Application |
|---|---|--|
| D-024 AC24V25A AC12V50A  <p>80^{mm}</p> | ME700555 | MITSUBISHI CANTER FB100(4DR) 83~92 FE101,FE211(4D30) 83~ FB100,FE100(4DR) 83~ FE320(4DR) 83~92 FE300(4DR5) 83~ FB120,FE120,FE121(4DR) 83~ FE325,311,431,301,321,114,214(4D32,30,31,31T) 83~ CANTER 30 FE134,FE234(4D31,4D31T) 83~ P-FG335E(4D32) 83~ P-FE425,P-FB435(4D32) 83~ FE101B,111B,211E(4D30) 83~ CANTER GUTS FB300(4DR5) 83~92 FB308(4DR7) 89~ LIGHT BUS ROSA BE435,BE434(4D32,4D31T) 83~ A860T14570 MI |
| | D-025 AC12V 65A  <p>75^{mm}</p> | MD611479 MAZDA Familia 1700 Diesel (E.C.) (GENERAL) 87~ MITSUBISHI SAME APPLICATIONS AS IVR-947 A860T22370 MI |
| D-027 AC12V 90A AC24V 35A  <p>100^{mm}</p> | ME701353 MITSUBISHI CHALLENGER DELICA SPACE GEAR K97W(4M40) 94~98 PAJERO PD8W,PF8W,PE8W(4M40) 94~98 V46V,V46W(4M40) 94~97 V46V,V26W,V46W(4M40) 93~95 V46V,V26W(4M40) 93~98 V46V,V46W(4M40) 94~98 V26WG,V46WG(4M40) 93~04 CANTER GUTS FB501,FB50A,FB511,FD501(4M40) 93~ FD50A INDUSTRIAL MACHINE TYPE1,TYPE2(4M400) 95~ A860X47070 MI | |
| | 6 DIODES D-032 AC12V 80A  <p>85^{mm}</p> | MD618950 MD618734 23124-K8470 MITSUBISHI RVR CHARIOT STRADE CHALLENGER RVR DELICA PAJERO N28W, N28WG(4D68) 93~97 N38W, N48W(4D68) 92~97 K74T(4D56) 98~99 K94W, K94WG(4D56) 93~99 N28W/N28WG 92~93 P05V/P15V/P25V/P45V 94~00 P05T/P15T/P25T 94~00 PA5V/PB5V/PD5V 94~95 V24C/V24W 93~99 A860X42770 MI A860X49270 MI |

RECTIFIERS

RECTIFIERS

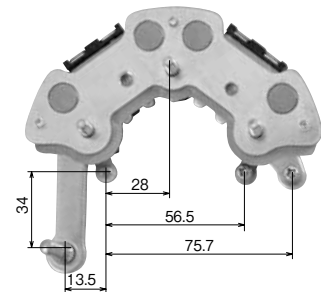
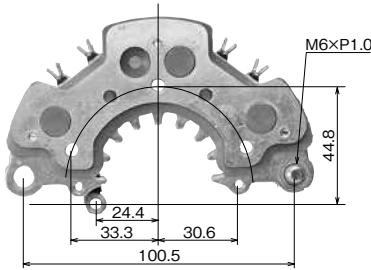
| New-Era No. | Ref.No. | Application |
|--|--|---|
| D-033 AC12V 90A  100 ^{mm} | MD611564 MD611768 | mitsubishi MIRAGE LANCER DELICA PAJERO ETERNA ECLIPSE RVR GALANT CHARIOT FORKLIFT C53A, C63A(4G61) C73A, C83A(4G61) C38A(4G61) C63A, C73A(4G61) P03W, P23W(G63B) P04W, P24W(4G64) P03V, P13V(G63B) V23C, V23W, V43W(6G72) L141G, L141GW(6G72) L146GW(6G72) E33A, E39A(4G63) E35A(4G67) D22A, D27A(4G63) N13W, N23W(4G63) E33A, E39A(4G63) E35A(4G67) N33W, N34W(4G63) (4G63) |
| | A860T23070 MI A860T35270 MI A860T28070 MI | |
| D-042 AC12V 80A  75 ^{mm} | 31127-RSH-004 31127-PWA-004 | HONDA JAZZ FIT CITY 07~08 07~08 05~08 |
| | A005TB0291 MI A005TB1391 MI | |
| D-043 AC12V 120A  100 ^{mm} | ME701716 | mitsubishi CHALLENGER DELICA SPACE GEAR PAJERO K97WG(4M40) PD8W,PE8W,PF8W(4M40) V26C,V46V,V26WG(4M40) V46W,V46WG(4M40) 96~00 96~00 96~00 |
| | 8 DIODES A860X61870 MI | |
| D-051 AC12V 50A  | 8-94237729-0 23232-W1700 | ISUZU FARGO FARGO TURBO FARGO DIESEL TURBO GEMINI DIESEL GEMINI DIESEL TURBO FASTER,RODEO 4WD RODEO BIG HORN 4FC1 4FD1 4FC1T 4FC1 4FC1T 4FB1 4FB1T C190 C223 82~ 84~ 84~ 85~ 83~ 82~ 82~ 82~ 85~ |
| | L150-13204 HI | NISSAN DATSUN TRUCK CEDRIC, GLORIA LAUREL VANETTE SD22 LD28 LD28 LD20 81~ 81~ 81~ 81~ |

RECTIFIERS

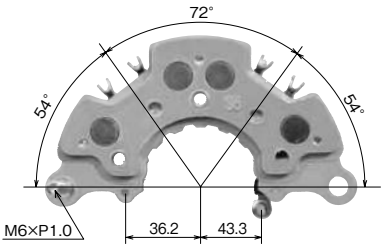
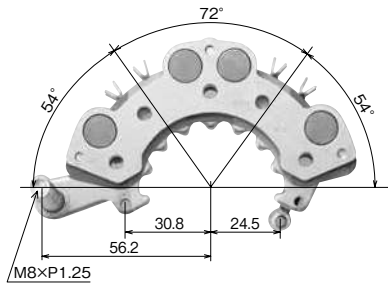
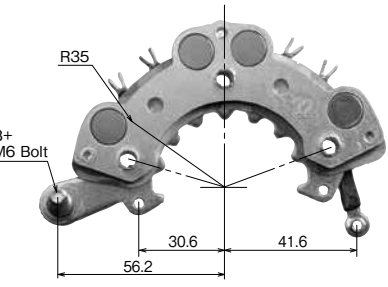
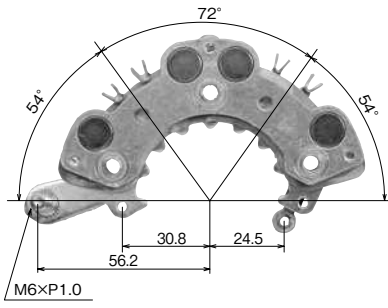
| New-Era No. | Ref.No. | Application |
|--|--|--|
| D-053 AC24V 40A AC12V 50A  | 5-81262006-0 23230-W7101 | ISUZU 6BD1 NISSAN SUNNY E13S,E15E,E15S 81~ PULSAR E15S 81~ BLUEBIRD 1600,1800,2000 Z16S,Z18S,Z20E 81~ SUNNY LEPRIX TURBO E15E,E15T 82~ LAUREL SPIRIT TURBO E15E,E15T 82~ SAFARI FIRE ENGINE PF40 81~ PRAIRIE CA18S 82~ ATLAS 200,300 ED33 81~ ATLAS ED33 84~ CIVILIAN ED33 84~ CONDOR 20,30 81~ NEW CONDOR FD6 83~ CONDOR(CRANE,MIXER,TRAILER) FD6,FD6T 84~ ISEKI TRACTOR 6BD1 85~ |
| | L150-13206 HI | |
| D-056 (D-062) AC24V 35A AC12V 60A  | 23232-10G01 23232-09W01 23232-18G00 23232-V6601 23232-18A00 | NISSAN ATLAS 100 SD23 82~ ATLAS 150 SD25 82~ DATSUN TRUCK SD23 82~ DATSUN VANETTE LD20 84~ CARAVAN SD23 83~ SAFARI SD33 83~ SD33T 85~ SAFARI VAN SD33 83~ SAFARI TURBO SD33,SD33T SUNNY CD17 85~ PULSAR CD17 85~ ISUZU ELF250 NKR 90.5~ (4BE1,4BG1) |
| | L140-13202 HI L140-53202 HI L150-83201 HI L150-83202 HI L160-4320 HI | |
| D-057 AC12V 40A  | 5-81218027-0 5-81218029-0 1456-24-510 | ISUZU ELF150 KAD(C190) ELF250 TLD(C240) KB20(C190)AFRICA MAZDA BONGO DIESEL BA25(S2) |
| | L130M-1330 HI L140-23201 HI | |

RECTIFIERS

| New-Era No. | | Ref.No. | Application | |
|-------------|------------|---------------------------------|---|--|
| D-060 | AC12V 70A | 23232-02N09 | NISSAN DATSUN TRUCK SAFARI ATLAS CARAVAN | N-D21(TD23) 88. 5~ S-VRY60(TD42) 88. 5~ H40(TD27) 88. 5~ N-EF22(SD23) 88. 5~ N-EF22(TD23) E-KE23(TD23) 88. 5~ E-KE23(TD27) 88. 5~ N-VYE23(SD23) 88. 5~ N-VYE23(TD23) N-DRGE24(TD27) 87. 9~ N-KSE24(LD20T) 89. 5~ |
| | | L160-13203 HI L170G-63201 HI | | |
| D-061 | AC12V 70A | 23232-10G00 23232-G5703 | NISSAN VANETTE VANETTE VAN VANETTE TRUCK | S-VUJNC22(LD20 II) 85. 8~ S-VUJNC22(LD20 II) 93.12~ S-UGJC22(LD20 II) 93.12~ |
| | | L160-43202 HI L170G-33202 HI | | |
| D-605 | AC12V 100A | 23230-0L700 | NISSAN CEFIRO | A33(VQ20DE, 25E-Di, 30DE) 97~ |
| | | L1100G-23201 HI | | |
| D-607 | AC24V 60A | 8-97083286-0 | ISUZU ELF MAZDA TITAN | NKR,NPR(4HF1,4HG1,4HJ1) 97~04 NPR,NQR(4HE1) 98~99 WG64,WG3(4HG1,4HF1) 95~97 |
| | | L250G-1320 HI | | Rectifier for Rectifier Assembly DIVR-864607 |

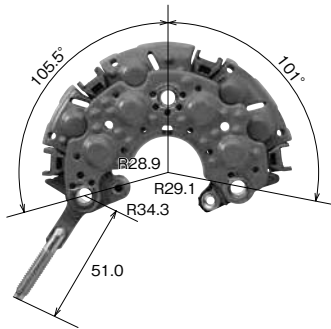


RECTIFIERS

| New-Era No. | Ref.No. | Application |
|---|---|--|
| <p>D-608 AC24V 80A</p>  | <p>8-97249333-0</p> <p>L280G-1308 HI</p> | <p>ISUZU ELF</p> <p>NKR,NPR(4HJ1,4HK1,4HL1) NKR,NPR(4HG1,4HF1,4HJ1)</p> <p>02~ 00~03</p> <p>Rectifier for Rectifier Assembly</p> |
| <p>D-609 AC12V 80A</p>  | <p>8-98014279-0</p> | <p>ISUZU D-MAX</p> <p>TFR77(4JH1)</p> <p>02~06</p> <p>Rectifier for Rectifier Assembly</p> |
| <p>D-610 AC24V 50A</p>  | <p>8-97148169-1</p> <p>L250G-5308 HI</p> | <p>ISUZU ELF</p> <p>NKR,NPR(4HF1,4HG1,4HJ1)</p> <p>97~</p> <p>Rectifier for Rectifier Assembly DIVR-865610</p> |
| <p>D-611 AC24V 50A</p>  | <p>8-97253577-0</p> <p>L250G-13081 HI</p> | <p>ISUZU ELF</p> <p>NKR,NPR(4HF1,4HG1,4HJ1,4HK1,4HL1)</p> <p>00~</p> <p>Rectifier for Rectifier Assembly DIVR-866611</p> |

RECTIFIERS

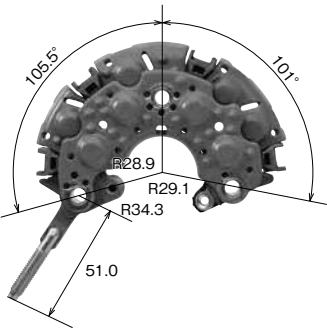
| New-Era No. | Ref.No. | Application |
|--------------|------------------|---|
| D-090 | AC24V 30A | DAIHATSU ROCKY F300S(HD-E) 92~93 APLAUSE A101S/111S(HD) 89~96 CHARADE G200S/201S/203S/213S(HC-E/EG) 93~94 HONDA ACCORD AC,AD,CA6(EY,ES,A20A3) 83~85,88~ CIVIC EF9,EG3/4/5/7/8,EH1,EJ1/3 89~ (B16A,D13B/15B,ZC,D16A) CR-X EF8,EG1,EJ4(B16A,D15B/16A) 89~96 DOMANI MA4/6/7(ZC,D15B) 92~96 INTEGRA DA5/6/7/8,DB6/8/9,DC1/2 89~ (ZC,B16A/18C) LEGEND KA1/2/3/4/5/6(C20A/27A) 85~90 PRELUDE BA1/4/5/7(B20A/21A) 85~91 VIGOR AD,CA1/2/3/5 83~89 (ES,A18A/20A,B18A/20A) ISUZU BIG HORN UBS25DW/25GW/69DW/69GW(6VD1,4JG2) 92~ GEMINI MJ1/2(ZC) 93~ SUZUKI ESCUDE TA51W/51W(J20A) 97~ CULTUS GC41W,GA11S/21S,GC21S 95~ (J18A,G13B/15A/16A) GD31S/31W TOYOTA CAMRY, VISTA CV40(3C-T) 94~ SV10/11/12/20/21/22/25/30/32/33/35/40/43 82~94 (1S-ILU/-LU/-I,2S-ELU,3S-GELU/-FE/GE, 4S-FE) VZV20/30/31/32/33(1VZ-FE,4ZV-FE) 90~94 CARDINA ST190G/195G(3S-FE/-GE,4S-FE) 92~97 CARINA AA63/151/160/170/170G/171/175/190/19 83~ 1/192/210(4A-ELU/-FE/-FHE/-GE/-GELU/- GEU,5A-FE,7A-FE) ET176V(3E) 89~92 ST150/160/162/163/170/170G/215 84~ (1S-ILU,3S-FE/-GELU,4S-FI) CELICA AA63(4A-GEU) 83~85 AT160(4A-GELU) 85~87 GA61(1G-GEU) 82~86 MA61/63(M-TEU,5M-GEU) 83~85 ST160/162/163/165 85~89 (1S-ILU,3S-FE/GELU/-GTE,) COMFORT SXS11Y,YXS10/11/11Y(3Y-PE,4S-FE) 95~ COROLLA, AE100/100G/101/101G/104/104G/109V/110/1 83~ SPRINTER 11/111G/114/82/86/91/91G/92/95 (4A-ELU/-FE/-GE/-GELU/-GEU,5A-FE/-FHE) CE100G/106V/108G(2C) 95~98 EE101/102V/103V/104G/106V/107V/108G/ 91~ 111/90/96V/98V(2E,3E,4E-FE,5E-FE) CORONA AT141/160/170/175/190 83~96 (4A-FE/-GELU/-GEU,5A-F) ET176V(3E) 88~92 ST150/160/162/163/170/171/190/190Y/ 83~ 195/215 (1S-ILU/-LU/,3S-FE/-GE/-GELU,4S-FE/-FI) YT140(2Y-PU) 89~ CORSA, EL41/43/45/51(4E-FE,5E-FE/-FHE) 92~97 COROLLA II NL30(1N-T) 86~90 EL30/31/41/43/45 86~92 (2E,3E,3E-TE,4E-TE,5E-FE) NL30/40/50(1N-T) 86,94~97 CROWN GS121/130/130G/130W/131/131H/141 83~ (1G-FE/-GEU/-GP/-GZU) LS130/136V(2L,2L-T) 89~94 MS120/122Z/123/125/130 83~89 (5M-EU/-GEU,6M-GEU,M-P/-PU/-TEU) YS120/130(3Y-P/-PE/-PU) 83~95 DELTA BU100N/102J/102N/107N/112M/112N/112T/ 95~ 112U/142N/147N/162J/162M/162N/162U/ 172N(15B-F,3B) V115/116/118/118D/119/98/98D/99 88~95 (14B,14B-T,B) |
| | AC12V 80A | |



CONTINUED

021580-2160 ND
021580-2230 ND

RECTIFIERS

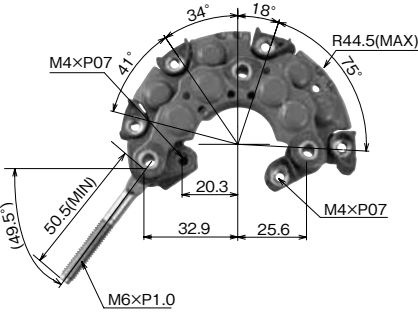
| New-Era No. | Ref.No. | Application |
|---|--|--|
| D-090 AC24V 30A AC12V 80A  | 27357-87101-000 31127-PD2-0140 8-94160638-0 31621-77E20 27357-63020 16540-64851 | DELTA WIDE CB21G(2C-T) 85~90 YB20G/21G(2Y,2Y-U,3B,3Y) 83~91 DYNA, BU100/100A/102/102A/102D/102H/105/107 88~ TOYOACE /112/112A/112D/120V/132/137/140/142/147 /162/162A/162D/172/182/202/212/212K/222 /60/61/66/66D/66H/67/67D/68DH/70V/70VH /72/72D/72DH/72H/73/74/78/83/84/87/87V/88 /91/94/96(11B,14B,14B-T,15B-F-FT,3B,B) RZU100/100A/100H(3RZ-FE/-FP) 95~97 YY51(2Y) 90~93 HIACE LH102V/103V/109V/113K/113V/119V/123V/ 129V(2L,3L) 89~ RZH100G/102V/110G/112K/112V/122V/124B (1RZ,1RZ-E) 89~ YH51G/57G/61G(3Y-U) 87~89 HILUX KZN130G/130W/185G/185W(1KZ-TE) 93~97 LN108/112/130G/130W/131V,RN50(2L-TE,3L) 90~96 YZN130G(3Y-E) 89~91 YN130G/61G(3Y-E/-EU) 86~91 LAND CRUISER BJ70/70V/73V(3B) 88~90 HDJ81V(1HD-T) 90~92 HZJ73HV/73V/77HJ/81V(1HZ) 90~92 KZJ90W/95W(1KZ-TE) 96~ PZJ70/70V/77HZ/77V(1PZ) 90~92 YZJ90W(5VZ-FE) 96~ HDJ81V(1HD-T) 92~ HZJ70/70V/73HV/73V/77HV/77V/81V(1HZ) 92~ PZJ70/70V/77HV/77V(1PZ) 92~94 MARK II, GX100/61/70G/71/90(1G-FE/-GEU/-GTEU) 84~ CHASER LX76V/80/80Y(2L,2L-T) 88~ MX60/61/71(M-PU/-TEU) 83~85 YX70/70A/70YA/78V/80/80Y(2Y-PU,3Y-E/-P) 84~97 GX70G/71/81(1G-FE/-GE/-GEU/-GTE) 86~93 SX80/80Y/90(4S-FE) 88~96 YX70/70YA/72/72Y/80/80Y(2Y-PU,3Y-P/-PU) 85~95 MASTER ACE CR21G/28G/30G/37G(2C,2C-T) 85~90 YR20G/21G/28G/30G/36G,RR28G 85~92 (2Y-U,3Y-EU) RR28G(2Y-U) 85~86 MR2 AW10/11(3A-LU,4A-GELU) 84~89 RANGER BU100M/102E/102M/102T/102X/107M/112M /112T/112X/142M/147M/162M/162T/162X /172M/182M/202M/212M/222M(3B,15B-F) HV115/116/118/119/98/98D/9(14B,B) 88~ RAV4 SXA10G/10W/11G/11W(3S-FE/-GE,4S-FE) 94~97 SOARER GZ10/20(1G-FE/-GEU/-GTEU) 83~91 MZ10/11/12/20 83~87 (M-TEU,5M-GEU,6M-GEU,7M) SPRINTER AE111G/114G/115G/95G(4A-FE/-FHE,7A-FE) 88~ STARLET EP85/91/95(4E-F/-FE/-FTE) 92~ NP70/76V/80/90(1N) 86~97 SUPRA GA70/70H(1G-FE/-GEU/-GTEU) 86~93 MA70(7M-GTEU) 86 TOWNACE CM30G/40G,CM40G,CR-21G/28G/30G/37G, YM30G/40G/55/YR20G/21G/25V/28G/30G/36G (2C-T,2Y,2Y-J/-U,3Y-EU/-U) 85~92 TOWNACE, CM30G/41V/50/51/55/65,CR21G/26V,YM30G 84~90 LITEACE /40G,YR20G/21G/28G (1C,2C,2Y-U,3Y-EU,3Y-U) |
| | 021580-2160 ND 021580-2230 ND | |

RECTIFIERS

RECTIFIERS

| New-Era No. | Ref.No. | Application | |
|----------------------------|--|--|--|
| D-091 AC12V 60A | 31621-75F00 8-97171368-0 27357-11130 27357-87712-000 MD627094 35999-17671 | DAIHATSU CHARADE (HC-E, HE-EG) 98~00 PYZAR (HD-EP, HE-EG) 98~ TERIOS (3K-VET) 00~ ATRAI 7 (3K-VE) 00~ S221G | |
| | | ISUZU VEHI CROSS UGS25DW (6VD1) 97~ BIGHORN UBS26 (6VE1) 98~01 | |
| | | MAZDA AZ-WAGON (K6A) 01~ CAROL (K6A) 02~ SPIANO (K6A) 02~ | |
| | | MITSUBISHI MINICAB (3G83) 98~ | |
| | | NISSAN MOCO MG21G (K6A) 02~ CLIPPER U771V, U71T (3G83) 03~ | |
| | | SUZUKI WAGON R WIDE (K10A) 97~00 (M13A) 00~02 CULTUS (G15A/16A/13B) 97~00 (J18A) 97~98 ESCUDO (J20A) 96~00 JIMNY JB33 (J13B) 98~00 KEI (K6A) 01~ LAPUTA (K6A) 01~ MR WAGON (K6A) 01~ ALTO MF21S (K6A) 02~ ALTO LAPIN HA12S/22S (K6A) 02~ TWIN (K6A) 03~ WAGON R MC11S/12S (K6A) 01~ MC21S/22S (K6A) 01~ | |
| | | TOYOTA CORSA, COROLLA II (4E-FE) 97~99 TERCEL (4E-FE) 97~99 PASEO (4E-FE) 97~99 STARLET (4E-FE) 97~99 CAMI J100E (3K-VET) 00~ SPARKY (3K-VE) 00~03 HIACE RZH102/104 01~02 RZH112/114 | |
| | | OTHERS INDUSTRIAL MACHINE (4BG1) 89~ (6VD1) 98~ (F2803) 01~ TRACTOR 98~ | |
| | | 021580-5300 ND | |

RECTIFIERS

| New-Era No. | Ref.No. | Application | | |
|---|--|---|--|---|
| D-092 AC12V 60A AC24V 25A  | 27357-72150 27357-87708-000 27357-76007-71 31621-86510 8-94455159-0 | DAIHATSU DELTA WIDE CHARADE | 3FD1(1Y,2Y-J) G100(HC-E,CB37,CB70) | 85~93 90~93 |
| | | HONDA VAMOS Z ACTY TODAY LIFE | HM1/2(E07Z) PA1(E07Z) (E05A,E07Z) JW1/2/3,JA1/2 (E05A,E07A,PZ1/2) JA4(E07A) | 99, 03 98 88~94, 99 88~93 97~98 |
| ISUZU RODEO, BIGHORN | (4ZC1,6VD1) | 86,92~95 | | |
| SUBARU(FUJI) SAMBER | (EN07C,EN07L) | 90~98 | | |
| SUZUKI GIMNY CULTUS | JB31,JA12/22(G13BA) (G13B) | 93~97 86~88 | | |
| TOYOTA DYNA, TOYOACE LITEACE, TOWNACE | 4FBL,4FB1/2 (1Y,2Y,3Y,3Y-P,27LPG) 3FDL,3FGL,3FG2 (1Y-J,2Y,2Y-J) | 85~01 85~93 | | |
| HIACE,REGIUS CALDINA COROLLA,SPRINTER | (3Y,1RZ-E) ST19#(5E-FE) AE8#,AE9#,AE10# (2E,3E,5E-FE,4E-FE) | 93~03 92~02 86~92,94~87 | | |
| CORSA, COROLLA2 | L3#,L5# (2E,3E,5E-FE,4E-FE) | 86~90,94~99 | | |
| CYNOS STARLET | (5E-FHE,4E-FE) EP7#,EP8#,EP9# (2E-LU/LJ,4E-FE) | 95~99 86~99, 92 | | |
| CARINA CORONA | AT17#(3E) T17#(3E) | 88~92 87~92 | | |
| OTHERS FORKLIFT | (1Z,2Z,11Z,13Z,14Z,1DZ,2J, 3F,4Y,4P,5K) | 89~03 | | |
| EXCAVATOR | (1DZ,2Z,4Y,5K,1Z) | 98~03 | | |
| EXCAVATOR | 3SD15(1DZ) | 90~94 | | |
| EXCAVATOR | 4SD20/23/25(14Z) | 97 | | |
| INDUSTRIAL MACHINE | 2JD18/21/25(1Z) | 89 | | |
| | 021580-3130 ND | | | |

RECTIFIERS

RECTIFIERS

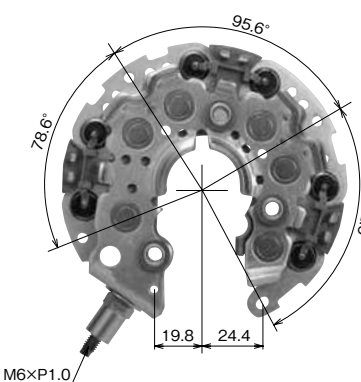
| New-Era No. | Ref.No. | Application |
|------------------|-----------------------|---|
| D-095 | AC12V 80A | 27357-55080 |
| | | 27357-87102-000 |
| | | |
| | | DAIHATSU DELTA SR40N/50N (3S) 96~97 CR41J/42J/51J/52J (2C,3C) 96~98 KR42J (7K) 98 DELTAWIDE CB27V/21G (2C) 90~93 YB21G (3Y) 92~93 APPLAUSE A101S (HD-E1) 92~00 CHARADE G200S/201S/203S/213S (HC,HD,HE) 93~00 PYZAR G301G/303G/311G/313G (HD,HE) 96~00 TOYOTA MARK II /CHASER LX80/90/100 (2L-T,2L-TE) 88~99 YX80 (3Y) 88~95 SX80/80Y/90/100 (4S) 92~01 GX100/105 (1G) 96~01 CROWN LS130/130G/130W (2L-THE) 89~99 LS131/131H/141 (2L-T,2L-THE) 89~95 LS151/151H (2L-TE) 95~99 GS151/151H/GXS10 (1G) 95~02 GS151Z (1G) 98~01 YXS10/10H (3Y) 95~08 GS171/171W/GXS12 (1G) 01~07 COMFORT LXS11/11Y (2L-TE) 95~99 YXS11/11Y (3Y) 95~08 SXS11Y/13Y (3S,4S) 96~07 HIACE,REGIUS LH100G/102V/109V (2L,3L) 89~93 LH110G/113V/115B (2L,3L) 89~98 LH119V/123V/125B (3L) 89~98 LH129V/140G (2L,3L) 90~93 LH103V/113K (3L) 96~98 LH162V/168V/172K (5L) 98~04 LH172V/178V/182K (5L) 98~04 LH188K/184B/186B (5L) 98~04 RZH100G/101G/102V (1RZ,2RZ) 89~02 RZH111G/112K/112V (1RZ,2RZ) 96~03 RZH125B/183K (2RZ) 98~03 KZH100G/106G/106W (1KZ) 97~99 KZH110G/116G/126G (1KZ) 97~99 REGIUS TOURING RCH41W/47W (3RZ) 97~02 KCH40G/40W/46G/46W (1KZ) 97~99 GRANVIA RCH11W (3RZ) 95~96 KCH10W/16W (1KZ) 97~99 VCH10W/16W/22K/28K (5VZ) 97~05 URBAN SUPPORTER LY228K/270 (5L) 90~93 HILUX LN130G/130W (2L-TE) 90~93 LN147/167/172H (5L) 02~04 KZN130G/130W (1KZ) 93~95 VZN180W/185W (5VZ) 98~02 KZN185G/185W (1KZ) 98~00 RZN180W/185W (3RZ) 98~02 KDN185G/185W (1KD) 00~02 LANDCRUISER VZJ90W/95W (5VZ) 96~02 KZJ90W/95W (1KZ) 96~00 KDJ90W/95W (1KD) 00~02 LITE ACE/TOWN ACE CM30G/40G/41V/51/55 (2C) 90~99 CM65/CR27V/36V (2C) 90~99 SR40G/50G (3S) 96~01 YR21G (3Y) 93~96 CM70/75/85 (3C) 99~04 CR41V/42V/51V/52V (2C,3C) 96~04 KM70/75/85 (7K) 98~07 KR42V/52V (7K) 04~07 CM40G/CM65 (2C) 88~90 CR21G/28G/30G/37G (2C) 90~92 CR21G/28G/30G/37G (2C) 88~92 MASTERACE CXR10G/11G/20G/21G (3C-T) 92~99 ESTIMA EMINA AE92/95/95G (4A) 88~91 COROLLA/SPRINTER AE91/91G (5A) 88~91 EE101/102V/103V (4E) 91~93 EE104G/111 (4E,5E) 94~00 AE100/100G/101 (5A,4A) 91~97 AE101G/111/109V/110 (5A,4A) 95~02 CE100/100G/104/106V (2C) 93~98 CE108G/109V/110/114 (2C,4A,5A) 93~98 CE105V/113/116 (3C) 98~02 |
| CONTINUED | 021580-4630 ND | |

RECTIFIERS

RECTIFIERS

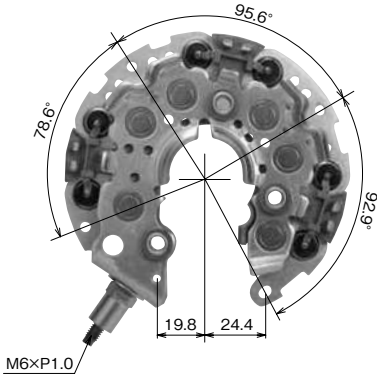
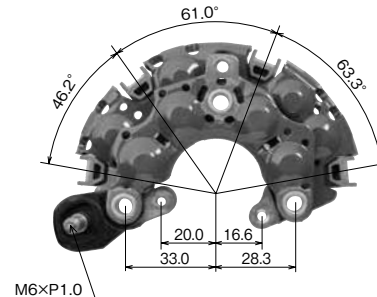
| New-Era No. | Ref.No. | Application |
|--------------|--------------------------------|---|
| D-095 | AC12V 80A | |
| | 27357-55080 27357-87102-000 | |
| | | |
| | | COROLLA/SPRINTER CE101G/102G/107V (3C) 98~02 SPACIO AE111N,115N (4A,7A) 97~01 CORONA AT170/175 (5A,4A) 88~92 ST190/191/195 (3S,4S,4A) 92 CT190/190Y/195 (2C) 92~96 ST190/190Y/191/195 (3S,4S) 92~96 AT190/210/211/215 (4A,5A,7A,3S) 92~91 CT210/211/215/216 (2C,3C) 96~01 ST215 (3S) 97~01 SCEPTER SXV10/15/15W (5S) 92~96 VCV10/15/15W (3VZ) 92~96 CAMRY/VISTA VZV20 (1VZ) 88~90 SV30/32/35 (3S,4S) 92~94 VZV32/33 (4VZ) 92~94 CV30/43 (2C,3C) 92~98 SV40/41/42/43 (3S,4S) 94~98 SXV20 (5S) 96~98 VISTA ZZV50/50G (1ZZ) 98~03 SV55/55G (3S) 98~02 MR2 SW20 (3S-GE) 89~91 ESTIMA TCR10W/11W/20W/21W (2TZ) 90~99 CARINA AT171 (4A) 88~92 AT170/170G/175 (5A,4A) 88~92 CT190/195 (2C) 92~96 CT210/211/215 (2C,3C) 96~01 AT190/191/192 (4A,5A,7A) 92~96 AT211/212 (5A,7A) 96~01 ST215 (3S) 96~01 CORSA/COROLLA II EL31/NL40/50 (3E,1N) 88~94 EL41/43/45/53/55 (3E,4E,5E) 90~99 STARLET EP82/85/NP80/90 (4E,1N) 89~99 EP91/95 (4E) 98~99 SERA EXY10 (5E) 90~95 CYNOS EL44/54/54C (5E) 91~99 RAUM EXZ10/15 (5E) 97~03 WINDOM VCV10/11 (3VZ,4VZ) 91~96 CALDINA CT190G/196V/198V (2C) 92~98 CT197V/199V (3C) 98~02 ET196V (5E) 92~02 ST190G/191G/195G/198V (3S,4S,7A) 92~97 ST210G/211G/215G (3S,7A) 97~02 RAV4 SXA10G/11G/10W/11W (3S) 94~00 SXA10C/15G/16G (3S) 97~00 VITZ/PLATZ SCP10/11 (1SZ) 99~05 NADIA SXN10/10H/15/15H (3S) 98~02 DYNA/TOYOACE LY220/230/240V (5L) 01~04 LY270/280/290V (5L) 01~04 YR21G (3Y) 92~93 |
| | 021580-4630 ND | |

RECTIFIERS

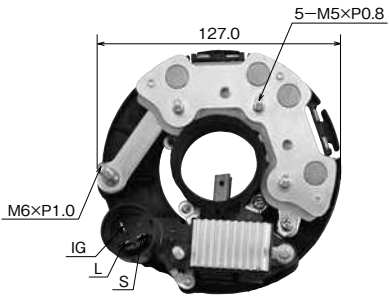
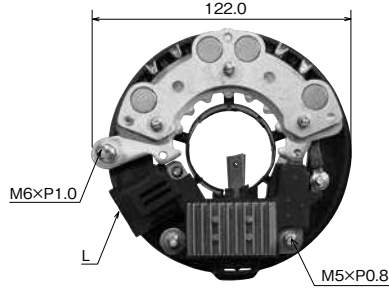
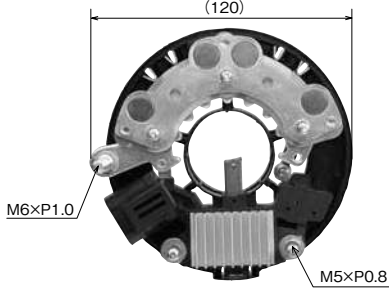
| New-Era No. | Ref.No. | Application | | |
|---|-----------------------|----------------------|--|--|
| D-097 | AC12V 150A | 27357-20270 | TOYOTA | |
| | | 27357-30070 | MARK X | GRX130/135 (4GR-FSE) 09~ |
| | | 27357-58460 | | GRX120/125 (4GR-FSE) 04~09 GRX121 (3GR-FSE) 04~09 GRX133 (2GR-FSE) 09~ |
|  | | | IPSUM | ACM21W/26W (2AZ-FE) 03~09 |
| | | | HIACE/REGIUS | TRH200K/200V (1TR-FE) 04~09 TRH211K/216K (2TR-FE) 07~ TRH214W/219W (2TR-FE) 04~ TRH221K/223B/224W (2TR-FE) 05~ TRH226K/228B/229W KDH200K/200V/205K (2KD-FTV) 04~07 KDH205V/220K/222B KDH225K/227B KDH201K/201V/206K (1KD-FTV) 07~10 KDH206V/211K/221K KDH223B |
| | | | DYNA/TOYOACE | KDY220/230/240V/270 (2KD-FTV) 04~07 KDY280 KDY221/231/271/281 (1KD-FTV) 07~ KDY241V (1KD-FTV) 07~09 BZU300/300A/340/410 (1BZ-FNE/FPE) 03~07 BZU600 (1BZ-FPE) 11~ XZU412 (15B-LPG) 02~03 RZU300/300A/301/340 (3RZ-FE/FPE) 03~07 TRC600 (2TR-FE) 11~ TRU300/300A/340/500/600 (2TR-FE) 07~ TRY220/230/231 (1TR-FE/FPE) 03, 09 |
| | | VITZ | NSP130/135 (1NZ-FE) 10~ KSP13/90 (1KR-FE) 05~ SCP13 (2SZ-FE) 02~05 | |
| | | RACTIS | NSP120/122 (1NZ-FE) 10~ | |
| | | HIACE | KDH201K/201V/206K/206V/211K/221K/223B (1KD-FTV) 07~ KDH200K/200V/205V/220K/225K/227B (2KD-FTV) 04~07 TRH200K/200V (1TR-FE) 09~10 TRH223B/224W/228B/229W (2TR-FE) 09~10 TRH221S/226S (2TR-FE) 06~ | |
| | | RAV4/VANGUARD | GSA33W (2GR-FE) 07~ ACA31W/33W/36W/38W (2AZ-FE) 05~ ACA20W/21W (1AZ-FSE) 03~05 | |
| | | RAV4 | GSU30W/31W/35W/36W (2GR-FE) 06~08 | |
| | | HARRIER | ACU30W/35W (2AZ-FE) 03~ MCU30W/31W/35W/36W (1MZ-FE) 03~07 | |
| | | BLADE | GRE156H (2GR-FE) 07~ AZE154H/156H (2AZ-FE) 06~ | |
| | | AVENSIS | ZRT272W (3ZR-FAE) 11~12 AZT250/250W/255/255W (1AZ-FSE) 03~08 AZT251/251W (2AZ-FE) 05~08 | |
| | | IQ | NGJ10 (1NR-FE) 09~ | |
| | | WISH | ZGE20G/25G/25W (2ZR-FAE) 09~12 ZGE21G/22W (3ZR-FAE) 09~12 ANE10G/11W (1AZ-FSE) 03~09 | |
| | | PREMIO/ALLION | ZRT260/265 (2ZR-FAE) 07~ ZRT261 (3ZR-FAE) 07~ | |
| | | FJ CRUISER | GSJ15W (1GR-FE) 10~ | |
| | | LAND CRUISER | GRJ150W/151W (1GR-FE) 09~ GRJ120W/121W (1GR-FE) 05~09 TRJ150W (2TR-FE) 09~ KDJ120W/121W/125W (1KD-FTV) 02~06 URJ202W (1UR-FE) 10~ UJ100W/200W (2UZ-FE) 02~ | |
| | | ISIS | ANM10G/10W/15G/15W (1AZ-FSE) 04~09 ZGM10G/10W/11G/11W/15G/15W (2ZR-FAE) 09~12 ZGM11G/11W (3ZR-FAE) 09~ | |
| | | ESTIMA | ACR30W/40W (2AZ-FE) 03~06 GSR50W/55W (2GR-FE) 06~12 ACR50W/55W (2AZ-FE) 06~12 | |
| | | NOAH/VOXY | AZR60G/65G (1AZ-FSE) 04~07 AZR70G/70W/75G/75W (3ZR-FE/FAE) 07~ | |
| | | KLUGER | ACU20W/25W (2AZ-FSE) 03~07 MCU20W/25W (1MZ-FE) 03~07 | |
| | | WINDOM | MCV30 (1MZ-FE) 03~06 | |
| | 021580-6370 ND | | | |
| | 021580-7980 ND | | | |
| | 021580-9620 ND | | | |
| | 021580-9370 ND | | | |

CONTINUED

RECTIFIERS

| New-Era No. | Ref.No. | Application | | | |
|---|--|-----------------|----------------------|--------------|-------|
| D-097 AC12V 150A  | 27357-20270 27357-30070 27357-58460 021580-6370 ND 021580-7980 ND 021580-9620 ND 021580-9370 ND | CAMRY | ACV30/35 | (2AZ-FE) | 03~06 |
| | | | ACV40/45 | (2AZ-FE) | 06~11 |
| | | MARK X ZIO | ANA10/15 | (2AZ-FE) | 07~ |
| | | | GGA10 | (2GR-FE) | 07~ |
| | | HILUX | GRN215W | (1GR-FE) | 05~09 |
| | | IST | ZSP110 | (2ZR-FAE) | 07~10 |
| | | A URIS | ZRE152H/154H | (2ZR-FE/FAE) | 06~ |
| | | COROLLA RUMION | ZRE152N/154N | (2ZR-FE/FAE) | 07~ |
| | | COROLLA | ZRE142/142G/144/144G | (2ZR-FE/FAE) | 06~12 |
| | | CROWN | TSS10/10H | (1TR-FPE) | 10~ |
| | | | GRS180/200/201 | (4GR-FSE) | 03~ |
| | | | GRS181/182/202/203 | (3GR-FSE) | 03~ |
| | | | GRS204 | (2GR-FSE) | 05~ |
| | | CONFORT | TSS11/11Y | (1TR-FPE) | 10~ |
| | | ALPHARD/VELLIRE | GGH20W/25W | (2GR-FE) | 08~ |
| | ANH10W/15W/20W/25W | (2AZ-FE) | 05~ | | |
| | MNH10W/15W | (1MZ-FE) | 03~08 | | |
| QUICK DELIVERY | XKU280K | (N04C-TN) | 06 | | |
| LEXUS | | | | | |
| IS | GSE20/25 | (4GR-FSE) | 05~ | | |
| | GSE21 | (2GR-FSE) | 05~ | | |
| RX | AGL10W | (1AR-FE) | 10~ | | |
| | GGL10W/15W/16W | (2GR-FE) | 09~ | | |
| GS | GRS191/196 | (2GR-FSE) | 05~11 | | |
| HINO | | | | | |
| DUTRO | BZU300M/300X/340M | (1BZ-FNE/FPE) | 03~07 | | |
| | XZU412M | (15B-LPG) | 02~03 | | |
| | TRU300M/300X/340M/500M | (2TR-FE) | 07 | | |
| DAIHATSU | | | | | |
| ALTIS | ACV40N/45N | (2AZ-FE) | 06~10 | | |
| D-098 AC12V 80A AC24V 35A  | 27357-74260 021580-4670 ND | KOMATSU | | | |
| | | EXCAVATOR | PC-200 | (SAA6D102) | 03~ |
| | | EXCAVATOR | PC78US-6 | (4D95LE) | 02~ |
| | | WHEEL LOADER | WA100-5 | (SAA4D102) | 03~ |
| | | TOYOTA | | | |
| | | CELICA | ST182/183/183C | (3S-GE) | 89~93 |
| | | | ST185 | (3S-GTE) | 89~91 |
| | | | ST185H | (3S-GTE) | 90~93 |
| | | | ST202/203 | (3S-FE) | 93~99 |
| | | | ST202/202C | (3S-GE) | 93~99 |
| | | | ST205 | (3S-GTE) | 94~99 |
| | | MR2 | SW20 | (3S-GE) | 91~99 |
| | | CARINA | ST170/170G | (4S-FE) | 92 |
| | | | ST180/181 | (4S-FE) | 92~93 |
| | | | ST182/183 | (3S-GE/FE) | 89~93 |
| | ST190 | (4S-FE) | 92~94 | | |
| | ST195 | (3S-FE) | 92~96 | | |
| | ST200 | (4S-FE) | 93~97 | | |
| | ST201 | (4S-FE) | 93~94 | | |
| | ST202/203 | (3S-FE) | 93~97 | | |
| | ST202/205 | (3S-GE) | 93~98 | | |
| CURREN | ST206/207 | (3S-FE) | 94~98 | | |
| | ST206 | (3S-GE) | 94~98 | | |
| | ST208 | (4S-FE) | 95~98 | | |
| CORONA | ST180/181 | (4S-FE) | 92~93 | | |
| | ST182/182A/183 | (3S-GE) | 89~93 | | |
| | ST200 | (4S-FE) | 93~98 | | |
| | ST201 | (4S-FE) | 93~94 | | |
| | ST202/203 | (3S-FE) | 93~98 | | |
| | ST202/205 | (3S-GE) | 93~98 | | |
| CYNOS | EL52C | (4E-FE) | 98~99 | | |
| CAMRY/VISTA | SV30 | (4S-FE) | 92 | | |
| | SV32/33/35 | (3S-FE) | 92 | | |
| ISUZU | | | | | |
| GEMINI | | | 91~93 | | |

RECTIFIERS

| New-Era No. | Ref.No. | Application |
|---|--|---|
| DIVR-864607 AC24V 60A  | 8-97111263-0 L250G-2308 HI | ISUZU ELF NKR,NPR(4HF1,4HG1,4HJ1) 97~04 MAZDA TITAN WG64,WG3(4HG1,4HF1) 95~97 (IVR-864 + D-607 with back plate) |
| DIVR-865610 AC24V 50A  | 8-97148169-1 L250G-5308 HI | ISUZU ELF NKR,NPR(4HF1,4HG1,4HJ1) 97~ (IVR-865 + D-610 with back plate) |
| DIVR-866611 AC24V 50A  | 8-97253577-0 L250G-13081 HI | ISUZU ELF NKR,NPR(4HF1,4HG1,4HJ1,4HK1,4HL1) 00~ (IVR-866 + D-611 with back plate) |