









# STARTER SOLENOIDS




STARTER SOLENOIDS

New-Era No.	Ref.No.	Application
<b>SS-146</b> <b>(SS-148)</b> 	<b>24V</b> 1-81151008-0 1-81151026-1	<b>ISUZU</b> TRUCK TD,SLR(DH100) 76~84 SPM,TMK(E120) 76~ SKW(8PA1) 76~84 SRM,VRR(10PA1) 76~ VTR.VTZ(12PA1) 76~79 BUS BU-D(D920H),BU(DH100H) 76~79 DX BUS BU-K(E120H),CRA(10PA1) 76~78 INDUSTRIAL MACHINE (DH100) 78~84 (E120) 78~81
		<b>KOMATSU</b> BULLDOZER D55S,D60,D70,D80, D85,D30,D40,45,D50, D575 PAYLOADER JH65CH,JH90EH, JH65CV
<b>SS-158</b> 	<b>24V</b> 5-81151036-0  0-47100-2670 NK 0-47100-3040 NK	<b>ISUZU</b> FORWARD F/SDR(6BF1),F/SCR(6BD1) 80~85 SD,JD,FD,VD(6BF1) 82~84 SC,JC,FC(6BD1) MICROBUS DBR(6BB1) 80~ BUS CCM,ECM(6BD1) 80~81 INDUSTRIAL MACHINE (6BB1) 80~84
		0-47100-3110 NK
<b>SS-159</b> 	<b>24V</b> 1-81151037-0  0-47100-3070 NK	<b>ISUZU</b> TRUCK TD, SLR(DH100) 80~ SPM,TMK(E120) 80~ SK,SM(8PB1) 80~84 SSH,SSZ,SSK,VSR(10PB1) 80~ SR(10PA1) 82~ SS,VS(10PB1) 82~ VTR,VTZ(12PA1) 80~81 VT(12PA1) 82~ BUS CLM,CLA(DH100) 80 CRA(10PA1),CSA(10PB1) CJM,CJA(6QA2) 80~81 CPM,CPA(E120H) TOUR BUS CRA(10PA1),CSA(10PB1) 81~82 INDUSTRIAL MACHINE (10PB1,12PB1) 82~
		0-47100-3070 NK

# STARTER SOLENOIDS




New-Era No.	Ref.No.	Application
<b>SS-166</b> <b>24V</b> 	0-47100-3510 NK	<b>KOMATSU</b> ENGINE 4D105(GD200,GD505A) 83. 1~ BULLDOZER,GENERATOR,COMPRESSOR POWER SHOVEL 6D95L-1(PW150-1,PC120-3) 83. 1~ POWER SHOVEL 6D105(PW100,PC150) 86. 4~ WHEEL LOADER JD105(WA200,GD505A) 84. 1~ GRADER JD105(WA200,GD505A) 84. 1~ POWER SHOVEL 6D95L(GD355A) 84. 3~ GRADER 6D95L(GD355A) 84. 3~ BULLDOZER 6D95L 84.10~ ENGINE 6D95L(MST700,1100) WHEEL LOADER 6D95L(WA100,WA150) 85. 7~ GENERATOR S6D125 85. 9~ COMPRESSOR S6D125 85. 9~ ENGINE S6D125 85. 9~ FORKLIFT 4D105(FD70,FD100) 85.11~ POWER SHOVEL 6D95L 87. 9~ ENGINE 6D95L 87. 9~  <b>MITSUI DEUTS DIESEL</b> COMPRESSOR BF5L913 83. 2~  <b>NISSAN</b> DIESEL FD33 84. 2~
<b>SS-192</b> <b>12V</b> 	1115593	<b>DELCO REMY</b> <b>42MT Series</b>  CHEVROLET FORD GMC
<b>SS-193</b> <b>24V</b> 	1115595 1115601 1115608	<b>DELCO REMY</b> <b>42MT Series</b>  CHEVROLET FORD GMC
<b>SS-195</b> <b>12V</b> 	1115609	<b>DELCO REMY</b> <b>37MT Series</b>  VW FORD Cummins Series
<b>SS-196</b> <b>24V</b> 	1115619	<b>DELCO REMY</b> <b>37MT Series</b>  DD Starters

# STARTER SOLENOIDS

New-Era No.	Ref.No.	Application
<b>SS-707</b> 	<b>12V</b> 76711,76733 76753,76756 76781,76835 76844,76854 76855,76864 76865,76905 76912,76955 77032 TOB110 TOB114 TOB133 2701E-11390A PB-485,486	<b>LUCAS TYPE</b> BEDFORD TRUCKS 69~74 COMMER 100 DIESEL,DODGE 100- DIESEL 74 DODGE 500 DIESEL 72~82 FORD TRUCKS 65~71 FORDSON TRACTORS 68~75 LEYLAND BOXER TRUCKS 71~77 MASSEY FERGUSON TRACTORS 71~75 SEDDON ATKINSON TRUCKS 71~80 PARK
<b>SS-728</b> 	<b>12V</b> TPB111	<b>CASE INTERNATIONAL</b> K262026  <b>FORD</b> F4NN11390AA  <b>LEYLAND DAF</b> FBU1453 REDINE,TERRIER TRACTORS 1.8 DIESEL  <b>LUCAS</b> TPB104 TPB116 TPB118 TPB119 60933111  <b>LUCAS</b> (MARELLI) 77121 77131 77132 77133 77139 77141 77143  <b>MASSEY FERGUSON</b> 1897313M91 3474587M1  <b>PERKING</b> 28730188 28730189  <b>RVI</b> (KARRIER SAVIEM) 5430020925  <b>JCB</b>  <b>ALLIS CHALMERS</b> KANSAS TRACTOR
<b>SS-754</b> 	<b>12V</b> 76892,76897 TOB162  <b>STARTER</b> M45G M418G 2M113	<b>LUCAS TYPE</b> LANDROVER TRIUMPH CHICANE BEDFORD TRUCK LEYLAND TRUCK FORD TRACTORS MASSEY FERGUSON TRACTORS




STARTER SOLENOIDS

# STARTER SOLENOIDS







New-Era No.	Ref.No.	Application		
<b>SS-758</b> 	<b>12V</b> 76796,76755 76803,76891 76892,76899 76902,76908 76940,76983 TOB119	<b>LUCAS TYPE</b> DAVID BROWN 1200 INTERNATIONAL HARVESTER 276,434		
	<b>STARTER M45G</b>			
<b>SS-1200</b> 	<b>12V</b> 9-82150052-0 9-82150071-0 23343-37502 23343-37503 23343-99013	<b>ISUZU</b> ELF BUS 150 250 BELLETT  <b>NISSAN(DATSUN)</b> JUNIOR CABALL CLIPPER CEDRIC CABSTAR  <b>YANMAR</b> PERKINS ENGINE	TLD(C220 240),KAG,KAD KD40,BL,KAD40 KAD23(C190) KAD(C190) TLD(C240) (PS100,DL201)  N41,O41 240 650 Q230(SO20) SD22  D3-152,4-108,4-236 6-354,T6-354	68~ 68~ 75~ 76 76 68~  67~71 76~ 68~ 72~73 76~  71~
	<b>2120M-5700Y HI 2120M-8700Y HI</b>			
<b>SS-1211</b> 	<b>12V</b> 23343-H5000 23343-H5001	<b>NISSAN(DATSUN)</b> SUNNY  1200 1300 1400 1500 CALIF VAN 1200  PICK UP CHERRY CABSTAR PULSAR  1200 1400  VAN 1200 1400  LANGLEY  <b>YANMAR</b> COMBINE	B210,211(A12,13,14) B310(A14),E-WHB310(A14E) B-B310(A12A) E-GB310(A13S) E-HB310(A14S) E-PB310(A15S, A15E) E-HB310(A14E) J-VB310(A12S) J-VHB310(A14S) 520(J15),U520 E10,F10,11(A14) PA321 E-YN10(A12A),E-HN10 E-YN10(A12A) E-HN10(A14S) E-HN10E(A14E) J-VN10(A12S) J-VHN10(A14S) E-HN10(A14,A14E)	74~ 80~ 78,80 81 79~80  79  76~ 75~  80~ 79~80 79~80 79~81 79~80 80~  77~
	<b>2114-37001 HI 2114-77004 HI 2114N-77004 HI</b>			

# STARTER SOLENOIDS





STARTER SOLENOIDS

New-Era No.	Ref.No.	Application
<b>SS-1212</b> 	<b>12V</b> 31204-634-005 23343-N3300 23343-N3301	<b>HONDA</b> CIVIC 1200 CVCC SB-1 77~  <b>NISSAN(DATSUN)</b> SUNNY AUSTER (Z16S) 80~81 STANZA (L16E,Z16E) 77~ BLUEBIRD (Z16S,Z18,Z18S,Z18ET,Z20E,Z20S) 78~80 GAZELLE (Z18S,Z18ET,Z20E) 79~81 SILVIA (Z18S,Z20E) 79~82 SKYLINE (Z18S,L20E,L20S,L20ET) 79~83 LAUREL (Z18S,L20S,L20ET,L28E) 79~81 LEOPARD (Z18,L20ECT,L28E) 78~81 CEDRIC, GLORIA (L20P,L20S,L20EC,L20ET,Z20P, L28EC) 79~81 CARAVAN (H20S) 81 PICK UP, 200SX, 510, 610, 710 [USA] 75~81 PICK UP, 200SX, (STD TRANS) [USA] 82~83  <b>YANMAR</b> TRACTOR YM1600, YM1900 73~ COMBINE TC580(H7EYC) 81~
	2114-57001 HI 2114-87004 HI	
<b>SS-1217</b> 	<b>12V</b> 5-81151015-0 5-81151029-0 23343-61504 23343-G7001	<b>ISUZU</b> ELF TLD(C240) 78~ PICK UP TRUCK KBD20,25 78~ FLORIAN PAD30(C190) 82 FASTER KBD20(C190) 79  <b>NISSAN(DATSUN)</b> CEDRIC Q330,331(SD22), R330(SD22),K430(SD22) 76~ DIESEL ENGINE R330(SD22) 78~ (SD33) 76~ PICK UP TRUCK KBD20,25 78~ DATSUN TRUCK K-S720(SD22) 80~81 K-SG720(SD22) 81 CEDRIC (SD23)[CHINA] LAUREL K-SC230(SD20) 78~ HOMOY RE20(SD22) 78~  <b>YANMAR</b> TRACTOR YM2210, YM2500, YM3000 78~ ENGINE FOR UNIVERSAL USE(2T90L) 78~
	2130-27001 HI 2130-6700 HI	
<b>SS-1218</b> 	<b>12V</b> 23343-37506 23343-G7002 23343-31W00	<b>NISSAN(DATSUN)</b> CEDRIC, GLORIA DIESEL 2000 220D K-R430, R330(SD22), K-S430, Q330(SD20) 79~81 LAUREL DIESEL 200D K-SC230(SD20) 79~80 CARAVAN K-RSE20, VRE20(SD22) 79 K-VRE20(SD22) 79 N-YGE23(SD23) 82~83 HOMOY RE20(SD22) 79 K-VRE20(SD22) 79 N-YGE23(SD23) 82~83 DATSUN TRUCK K-S720(SD22) 80~81 HOMER, CABSTAR QF20(SD22) 79~ K-QF21(SD22) 80 K-E23(SD23, SD25) ATLAS 100, 150, CONDOR K-YF22(SD23) 82 K-EF22, K-EH22(SD25) FORKLIFT QF02(SD22, SD23) 79~80 CEDRIC (SD23)[CHINA] DIESEL TRUCK N-AG720(SA23) 85~
	2120-37003 HI	

# STARTER SOLENOIDS

New-Era No.	Ref.No.	Application
<b>SS-1219</b> 	<b>12V</b> 23343-M8000 23343-M8001 23343-M8003 23343-V5201	<b>NISSAN(DATSUN)</b> CHERRY (E15E,E15S,VE15S) 81~ SENTRA (E15,E16)[USA] 82~ DATSUN 310 (E15) 82~ 200SX (S12) 83~ MARCH (MA10) 82~83 PULSAR (E13S,E13V,E15S,E15ET,VE13S) 81~ E-RN12(E15E,E15S) LIBERTA VILLA (E15ET,E15S) SUNNY (E13S,E15E,E15S,E15ET) 81~ LANGLEY (E15S) PRAIRIE (E15S,CA18S) 82 BLUEBIRD (CA18S,CA18ET,CA20S,DA18S) 82~83 (CA16S) SILVIA (CA18E,CA18S,CA18ET) 82 SKYLINE (CA18S) 84 LAUREL (CA18S) CEDRIIC (CA20S)[CHINA] VIOLET STANZAFX,AUSTER JX E-T11(CA16)
	2114-27501 HI 2114-87504 HI 2114-67505 HI	
<b>SS-1222</b> 	<b>12V</b> 23343-W1700	<b>NISSAN(DATSUN)</b> BLUEBIRD DIESEL K-EJ910(LD20) 82~ VAN K-VEJ910(LD20) 80~ CARAVAN,HOMY N-KSD23(LD20T) 80~ MAXIMA DIESEL [USA] 82~83
<b>SS-1223</b> 	<b>12V</b> 23343-D0300	<b>NISSAN(DATSUN)</b> VIOLET LIBERTA E-PT11 81~ STANZA FX (CA18,18E) 81~ AUSTER ET11(CA16) 81~  <b>YANMAR</b> TRACTOR (3TNB80U)
	2114-47007 HI (X-211447007)	
<b>SS-1226</b> 	<b>12V</b> 8-94228453-0	<b>ISUZU</b> GEMINI PFD60(4FB1) 79~82 DIESEL PFD46(4FB1) 80~ FARGO VAN(COLD) PFD60(4FB1) 79~ WAGON WFR50DV(4FB1) 80~ WFR51DW(4FC1) 80~
	2114-77007 HI	
<b>SS-1227</b> 	<b>12V</b> 23343-43G00	<b>NISSAN(DATSUN)</b> DATSUN 4WD N-D21(TD23) 88.9~ ATLAS N-F22,N-AH40(TD27) 88.9~
	2130-67005 HI	
<b>SS-1228</b> 	<b>12V</b> 23343-10G00	<b>NISSAN(DATSUN)</b> DATSUN TRUCK N-AD21(SD23) 85.9~
	2130-97004 HI	
<b>WITHOUT S-TERMINAL CABLE</b>	<b>2130-97004 HI</b>	

# STARTER SOLENOIDS




New-Era No.	Ref.No.	Application
<b>SS-1229</b> 	<b>12V</b> <b>8-94337444-0</b>  <b>2130-27006 HI</b>	<b>ISUZU</b> ELF150 P-NHR55E(4JA1) 87~ P-NHR54C(4JB1) 87~ BIG HORN Q-UBS52F(4JA1) 87~ BIG HORN WAGON Q-UBS69(4JG2) 91~
		<b>SS-1230</b> 
<b>SS-1250</b> 	<b>12V</b> <b>23343-W0400</b>  <b>2114-27502 HI</b> <b>2114-77505 HI</b>	<b>NISSAN(DATSUN)</b> CEDRIC E-430(Z20P) 82~ LEOPARD E-JF30(Z18S) 82~ BLUEBIRD E-J910(Z16S) 82~ DATSUN TRUCK L-C720(Z16S) 82~ ATLAS 1000 L-BF22(Z16S) 82~ 200,300 M-PF22(Z20S) 82~ M-PH40(Z20S) 82~ <b>SUBARU(FUJI)</b> JUSTY E-KA5,E-KA6(EF10) 83~
		<b>SS-1503</b> 

STARTER SOLENOIDS











# STARTER SOLENOIDS

New-Era No.	Ref.No.	Application
<b>SS-1508</b> 	<b>12V</b> 1757-24-760 23343-B5010 23343-E3011 MD602506	<b>MAZDA</b> SAVANNA AP S124,M124,B-S124,E-SA22C 78~ COSMO APL C-CD22,32,E-CD42C 75~ LUCE AP LEGATO C-LA22,52,E-LA62S 75~ RX3,RX4,RX5,RX7,SAVANNA AP,PROCEED,ROTARY PICK UP 75~ CAPELLA,RX2 77~ COSMO,ROTARY PICK UP,RX3,RX4(STD TRAVS) 77~78 [USA] RX7(STD TRANS) [USA] 76~83  <b>NISSAN(DATSUN)</b> CEDRIC,GLORIA (Z20P) 79~81 LAUREL (Z18S,Z20S) 80~ SKYLINE (L18,Z18E,Z20E,Z20S) 79~ BLUEBIRD (L16,L16S,Z16S,Z18S,Z20E,Z20S) 79~ STANZA (Z16S,Z18E,Z18S) 78~ SILVIA (Z18E) 78~ VIOLET (A14S,L16) 78~ AUSTER (A14S) 80~ SUNNY (A12,A13S,A14,A14S,A16S,E13S,E535) 79~ CHERRY (A12) 79~ PULSAR (A12,A14S) 79~80 TRUCK (A12,A15,J15,J16,L18) 79~ CARAVAN (J15,J16,Z20S) 79~ HOMY (Z20S) 79~ GAZELLE (Z18E,Z18S,Z20E) 79~ VANETTE (A12,A14,A15,E13,E15,Z20) 79~ PICK UP 82~83  M371X00272 MI M371X00382 MI
	<b>SS-1509</b> 	<b>24V</b>
<b>SS-1515</b> 	<b>12V</b> R201-24-736 ME700115 MD607634 ME701324	<b>MAZDA</b> CAPELLA 2000 DIESEL(COLD) 83~ N-GCFP(RF) BONGO 2200,2000 DIESEL(COLD) 83~ SRF,SR2(RF,R2)  <b>MITSUBISHI</b> CANTER 15,20,30 T200C,T200CT,T200C, 80~ T210C,T200H,T210H (4DR5) T210FZ,T210FH,T200CP, FE100,FE120 FB100B,FB120B(4DR) 80~ GALANT Σ 2300 DIESEL TURBO K-A167A(4D55) 81~83 PAJERO 2300 DIESEL TURBO N-L-043G,N-L048(4D55) 82~ FORTE 2300 DIESEL TURBO (4D55)[NORTH AMERICA] 82~ DELICA 2300 DIESEL N-L068,L038(4D55) 82~ PAJERO 2300 DIESEL (4D56) 82~
	M372X00471 MI M372X00171 MI	

# STARTER SOLENOIDS



New-Era No.	Ref.No.	Application		
<b>SS-1516</b>  <b>24V</b>	<b>ME700135</b> <b>SC101</b>  <b>M372X10171 MI</b>	<b>mitsubishi</b> CANTER 20,30 (COLD) LIGHT BUS ROSA	FE101(4DR,4D30,4G30) (4DR5,4D30) BH212(4D30)	80~82 80~82
<b>SS-1520</b>  <b>12V</b>	<b>8599-24-736</b> <b>MD611010</b>  <b>M372X04171 MI</b>	<b>MAZDA</b> LUCE 2200 DIESEL BONGO DIESEL FIERRA DIESEL B2200  <b>FORD</b> COURIER  <b>MITSUBISHI</b>	P826(S2) P713(S2) [ASIA] [USA]	80~ 80~ 81~84
<b>SS-1521</b>  <b>12V</b>	<b>S501-24-736</b> <b>47X11-02211</b>  <b>M372X06171 MI</b>	<b>MAZDA</b> TITAN DIESEL 2500  <b>MITSUBISHI HEAVY INDUSTRIES</b>	TA3X,EXR15(XA)	80~
<b>SS-1522</b>  <b>24V</b>	<b>ME700119</b> <b>ME700316</b>  <b>M372X10371 MI</b>	<b>mitsubishi</b> CANTER 15,20 20,30	FE111 T200,T220,FB100,FB120, FE100(4DR) FE101(4DR,4D30) FE111,FE211,K-FE100 (4G30)	83~ 83~ 83~
<b>SS-1524</b>  <b>12V</b>	<b>ME700315</b>  <b>M372X00671 MI</b>	<b>mitsubishi</b> FUSO CANTER 20,15 CANTER	FB120B,FE120B(4DR5) N-FB300(4DR5)	82~85 84~88

# STARTER SOLENOIDS




New-Era No.	Ref.No.	Application		
<b>SS-1528</b> 	<b>12V</b> <b>E356-18-X10</b> <b>MD618543</b> <b>23343-M8011</b> <b>23343-D0511</b> <b>23343-41B10</b> <b>F2D4-18-X10</b> <b>31200-80090</b> <b>23343-AA090</b> <b>23343-KA110</b> <b>23343-20P11</b>	<b>MAZDA</b> FAMILIA	1300 BF3P(E3) 84~ 1300 1500 WAGON VAN 84~ BW5W,BW3W,BF5V BF3V(E5,E3) 1500 BF5P,BF5R(E5) 84~ 1600 WAGON VAN 89~ BWMR,BF6M(B6) 1800 BG8S(BP) 90~	
		LASER	1600 VAN BF6MF(B6) 89~ 1800BG8PF(BP) 90~ FORD LASER 1500 1300 VAN 84~ BF5VF,BF3VF(E5,E3) LUCE 2000 HC2J(F2),HCEP(FE) 90~ 2000 LPG HCEJ (FE) 90~ CAPELLA 1600 GD6P,GV6V(B6) 89~ 1800 WAGON GV8W(F8) 90~ ROADSTER 1800 1600 89~ NA8C,NAGCE(BP,B6) AZ-3 1500 EC5SA(B5) 89~ TELSTAR 1800 2000 WAGON 90~ GV8WF,GVERF(F8,FE) REVIEW 1300 DB3PA(B3) 86~ FORD FESTIVA 1300 D23PF, 86~ ADA242,DA3PF,DAJPF(B3,BJ)	
		<b>MITSUBISHI</b>		
		DELICA 3000 WAGON	PBGW,PD6W(6G72)	93~
		<b>NISSAN</b>		
		SKYLINE 1800 R32(CA18i)		85~
		2000(COLD)		90~
			R33,R32 (RB20E,RB20DET,RB20DE)	
		2000,2000 WAGON		85~
			R31(RB20DE,20DET,20E,20ET)	
		2500(COLD)		90~
			R33,R32(RB25DE,RB25DET)	
		BLUEBIRD 1600 VAN		85~
			U11(CA16S)	
		1600(COLD)		90~91
			U12(CA16S)	
		1600 1800 2000	U11,U12 (CA16S,18DE,18i,18E,18ET,18S,20S)	85~
		1800(COLD)		90~91
			U12(CA18i)	
		1800 WAGON		85~93
			U11(CA18ET)	
		LAUREL 2500 2000(COLD)		90~
			C34(RB25DET,RB25DE)	
		2000		85~
			C32(RB20DET,RB20E)	
1800 C33(CA18i)		85~		
1800 LPG		87~93		
	C32(CA18P)			
CEDRIC 2000	Y31(RB20P)	90~		
2000 LPG		87~93		
	Y31(CA20P)			
GLORIA 2000 LPG		87~93		
	Y31(CA20P)			
CEFIRO 2000		85~		
	A31(RB20DET,RB20E)			
180SX 1800	C33(CA18i)	85~		
PRAIRIE 1500	M10(E15S)	82~93		
2000	M11,M10(CA20S)	86~		
PRAIRIE 2000(COLD)		90~		
	M11(CA20S)			
VANETTE 2000 COACH		85~		
	C22(CA20S)			
LARGO 1800		85~		
	GC22(CA18ET)			
SERENA 2000 WAGON		91~		
	C23(SR20DE)			

CONTINUED





# STARTER SOLENOIDS

New-Era No.	Ref.No.	Application
<b>SS-1528</b> 	<b>12V</b> E356-18-X10 MD618543 23343-M8011 23343-D0511 23343-41B10 F2D4-18-X10 31200-80090 23343-AA090 23343-KA110 23343-20P11  M371X71271 MI M371X62171 MI M371X72175 MI M371X63071 MI M371X62871 MI M371X72171 MI	<b>MARCH</b> 1000 82~93 K10(MA10ET,MA10S) AD VAN 1300 1500 82~93 VB11(E13S,E15S) CABSTAR 1600 85~ F20,F21(J16) AUSTER 1600 1800 85~ T12,T12Y (CA16S,CA18DE,CA18ET,18i) STANZA 1600 1800 85~ T12Y(CA16S,CA18ET,18i)  <b>SUZUKI</b>  <b>SUBARU(FUJI)</b>
		<b>SS-1529</b> 






# STARTER SOLENOIDS

New-Era No.	Ref.No.	Application
<b>SS-1530</b> 	<b>12V</b> <b>K805-18-X10</b> <b>23343-T5002</b> <b>23343-77A11</b>	<b>MAZDA</b> LUCE 2000,(COLD) HCFS(JF) 90~91 é fini MPV 3000 WAGON LVEW(JE) 90~ LANTIS 2000,(COLD) CBAEP(KF) 91~ AZ-3 1800,(COLD) ECP5A(K18) 91~ PRESSO 1800 EC8S,EC8SE(KF,K8) 91~ EUNOS 500 2000 1800 CAEPE,CA8PE(KF,K18) 91~ MX-6 2500,2000 GE5B,GEEB(KL,KF) 91~ EUNOS 800 2500,(COLD) TA5P,5Y,5A,5Z(KL) 93~  <b>NISSAN</b> VANETTE LARGO 1500 VAN GC22(A15S) 92~ VANETTE TRUCK 1200 1500 TC22(A12S,A15S) 92~ SUNNY 1200 TRUCK B122(A12) 92~ VANETTE 1200 1500 VAN C22(A12S,A15S) 92~
	<b>M371X72371 MI</b> <b>M371X73671 MI</b> <b>M371X64671 MI</b>	
<b>SS-1532</b> 	<b>24V</b> <b>ME701490</b>	<b>mitsubishi</b> ROSA BE439/449/459(4D34T4) 95~ BG438, BE438(4D35) BE436(4D36) CANTER FE507/517/537(4D33) 95~ FE637/527 FE567/667 FG507 FE659(4D34) FE639/649(4D34T4) FE659/669 FE508/518(4D35) FE528/538 FE548/568 FE638/648 FE658/668 FG508/538/638 FE516/536/636(4D36)
	<b>M372X11871 MI</b>	
<b>SS-1534</b> 	<b>24V</b> <b>ME753433</b>	<b>mitsubishi</b> CANTER FE548/568/638/648/658(4D35) 96~06 FE668/658/508/518/528 FE538/FG538/638/508 FE507/567/637/667(4D33) 96~06 FE517/527/537/FG507 96~06 FE636/516/536(4D36) 96~06 FE649/659/669/639(4D34T4) 96~06 FE659(4D34) 96~06 ROSA BE436(4D36) 96~06 BE636(4D35) 98~06 BE438/BG438(4D35) 96~06 BE439/449/459(4D34T4) 96~06 BE63C(4D33) 98~06
	<b>M372X13071 MI</b>	

# STARTER SOLENOIDS



New-Era No.	Ref.No.	Application
<b>SS-1535</b> 	<b>12V</b> MD618972 ME701462 23343-88V00 31220-68D00 N326-18-X10 ME753151  M371XA0273 MI M371X64273 MI M371XA1274 MI	<b>MAZDA</b> SAVANNA RX-7 FC3S, FC3C(13B, 13B RE) 90~92 LUCE HC3S(13B, 13B RE) 90~96  <b>MINI</b> COOPER S 1.6 90~96  <b>DAEWOO</b> DELICA SPACE GEAR PA5W, PB5W(4D56) 94~03 PC5W PD8W, PE8W(4M40) 95~00 PF8W DELICA TRUCK P05T, P15T(4D56) 94~03 DELICA P05T, P15T(4D56) 94~03 P05V, P15V P05W PD8W, PE8W(4M40) 00~07 PF8W DELICA CARGO PA5V, PB5V(4D56) 94~03 PD5V CHALLENGER K94W, K94WG(4D56) 94~03 MIRAGE CK8A, CM8A(4D68) 95~98 LANCER CK8A, CM8A(4D68) 95~98 CK8AR STRADA K74T(4D56) 94~03 PAJERO V26C, V46V(4M40) 95~07 V26WG, V46WG V46W V68W, V78W(4M41) 95~07 V88W, V98W(4M41) 06~ CANTER GUTS FB50A(4M40) 95~07 FB51A, FD5A(4M40) 95~00 FB501, FB511 FD501 FB70A,FD70A(4M40) 01~
		<b>SS-1536</b> 
<b>SS-1537</b> 	<b>12V</b> WL91-18-X10 <b>MAZDA</b> BT-50	
<b>SS-1540</b> 	<b>24V</b> ME700307  M371X20171 MI	<b>MITSUBISHI</b> FUSO MIDDLE BUS (MK115H)(6D14) 78~ FUSO MIDDLE TRUCK (FK115)(6D14) 80~

# STARTER SOLENOIDS

New-Era No.	Ref.No.	Application
<b>SS-1541</b>  <b>24V</b>	<b>ME700035</b>  <b>M371X20571 MI</b>	<b>mitsubishi</b> LARGE TRUCK (6D1,6D2) 82~ INDUSTRIAL MACHINE (6D1) TRUCK (6D10,14,15,16) 85~
<b>SS-1542</b>  <b>24V</b>	<b>SE01-24-736</b> <b>MD618708</b> <b>34766-20934</b>  <b>M371X20671 MI</b>	<b>MAZDA</b> TITAN 2500,3000 DIESEL 84~ 2000,4100(ZB),E3000 81~  <b>mitsubishi</b> FORKLIFT (S6E) 86~ INDUSTRIAL MACHINE (S6E,4DQ) 86~ VESSEL (S6F)
<b>SS-1543</b>  <b>24V</b>	<b>1372-24-736</b> <b>ME700215</b>  <b>M371X20271 MI</b>	<b>MAZDA</b> TITAN 4100,5500(ZB) 80~ BONGO DIESEL(ZC) TITAN E3700(XC)  <b>mitsubishi</b> FUSO LIGHT BUS ROSA(6DR5) 78~83
<b>SS-1544</b>  <b>24V</b>	<b>ME700278</b>  <b>M371X21571 MI</b>	<b>mitsubishi</b> FUSO LARGE BUS,TRUCK 82~87 (6D20,6D22) THE GRATE (6D22T) TRUCK-CRANE (6D22) FUSO LARGE BUS AERO-MASTER 82~88 (6D20,6D22) FUSO LARGE BUS AERO-KING 87~ (8DC9T6) LARGE BUS (6D20,6D22T) THE GRATE (6D20,6D22T)
<b>SS-1545</b>  <b>24V</b>	<b>ME700379</b>  <b>M371X20871 MI</b>	<b>mitsubishi</b> FUSO CANTAR 20,30,35[ECE] 87~88 (FE337,437,447,467)(4D33) FUSO CANTER [GENERAL] (4D33,4D32)





STARTER SOLENOIDS

# STARTER SOLENOIDS

New-Era No.	Ref.No.	Application
<b>SS-1547</b> 	<b>24V</b> <b>ME701442</b>	<b>FUSO</b> CANTER FE50E/53E/63E(4M51) 00~06 FE70D/72D/73D/82D(4M50T) 00~ FG70D(4M50T) 07~ FE70E/72E/73E/82E(4M51) 00~06 FG50E/70E/73E(4M51) 00~06 FG70D/73D(4M50T3) 00~06 FE507/517/527/537(4D33) 95~99 FE567/637(4D33) 95~99 FE508/518/528/538/548(4D35) 95~99 FE568/638/648/658/667(4D35) 95~99 FE668/658(4D35) 95~99 FG508/538/638(4D35) 95~99 FE516/536/566(4D36) 95~99 FE639/649/659/669(4D34T4) 95~99 FE659/FK603(4D34) 95~99 FE70C/72C/73C/82C/83C(4D33) 02~04 FE51C/52C/53C/63C(4D33) 00~01 <b>FIGHTER</b> FM62F/FQ61F/62F(6M60T1/T2) 04~ FK61F/62F/64F/65F/71F(6M60T) 96~ FK72F/74F/75F/FL63F(6M60T) 04~ FK61R/64R/71R/74R(4M50T) 96~ FK71D(4M50T1/T5) 04~ FK622/672/727(6D16) 96~ FK628/629/668/678/728(6D17) 96~ FL628/638/639(6D17) 96~ FK662(6D16T3) 96~ FK71G/71H/74H(6M61) 96~ FL61H/63H(6M61) 96~ <b>FIGHTER MIGNON</b> FH217/218/227(6D16) 96~ FH228(6D17) 96~ FH221G/21H(6M61) 96~ <b>AERO MIDI-S</b> MJ26R(4M50) 04~ MJ23H/25H/26H/27H(6M61) 97~ MM33H/35H(6M61) 97~ MK23H/25H(6M61) 97~ MK25F/26F/86F(6M60T) 97~ MM85F/86F(6M60T) 97~ MJ218/219/629(6D17) 95~ MM219/319/619/719(6D17) 95~ MK219/619/629(6D17) 95~ MM812/822(6D16) 95~ MK612/622(6D16) 95~ <b>AERO MIDI-ME</b> ME17D(4M50T) 02~ <b>AERO STAR HEV</b> MP37J(6M70) 06~ <b>AERO STAR</b> MP37J(6M70) 97~ <b>MITSUBISHI HEAVY INDUSTRIES</b> <b>INDUSTRIAL MACHINE</b> TYPE 8/11/14(6D143) 94~97 TYPE 6(6D144) 94~ TYPE 1(6D153/162) 96~ TYPE 2(6D144/153/162) 96~ TYPE 3/4(6D144/162) 96~ TYPE 5/6/7(6D162) 96~
		<b>M371XB2371 MI</b>
<b>SS-1548</b> 	<b>24V</b> <b>MD619791</b> <b>ME701590</b>	<b>FUSO</b> INDUSTRIAL MACHINE (6D31/340) 96~ TYPE1/3(6D340) 96~ TYPE2(4D333/342/6D340) 96~ TYPE4(6D340) 96~ TYPE8(4D342) 96~ COLD DISTRICTS(6D311) 96~ <b>MITSUBISHI</b> <b>FORKLIFT</b> (4D68) 99~
		<b>M371XB2471 MI</b>




# STARTER SOLENOIDS


New-Era No.	Ref.No.	Application
<b>SS-1549</b> 	<b>24V</b> <b>ME701823</b>	<b>FUSO</b> AERO STAR THE GREAT SUPER GREAT CRANE INDUSTRIAL MACHINE MP217/317/617(6D24) MP627/717/747(6D24) FP418(6D22/22T) FU410(6D24T) FU418(6D22/22T) FU478(6D22T) FP515(8DC9) FS517/FT517/FT527(6D24) FU517/FU577/FV507/FY517(6D24) K203/KV207(6D22) TADANO/YUTANI(6D221) TYPE10/12/13(6D240) TYPE14/15/4/5(6D240) TYPE2(6D221) 97~06 97~06 97~ 97~ 97~ 97~ 97~ 97~ 97~ 97~ 97~ 97~ 97~ 97~
	<b>M371XB3271 MI</b>	
<b>SS-1550</b> 	<b>24V</b> <b>(2-085-168-5)</b>	<b>VOLVO TRUCK</b> <b>VOLVO ENGINE</b>
	<b>(M009T64071 MI)</b>	
<b>SS-1551</b> 	<b>24V</b> <b>(2-057-241-7)</b>	<b>VOLVO TRUCK</b> FH12,FM12 (D12,D13) 98~
	<b>(M009T62173 MI)</b>	
<b>SS-1567</b> 	<b>24V</b> <b>5A7166</b>	<b>mitsubishi</b> CATERPILLAR MITSUBISHI TRUCK TYPE TRACTOR TRUCK TYPE LOADER WHEEL TYPE LOADER 68~ 68~ 68~
	<b>M370X90471 MI</b>	

STARTER SOLENOIDS

# STARTER SOLENOIDS


New-Era No.	Ref.No.	Application
SS-1569	24V	<b>FUSO</b>
		<b>MITSUBISHI</b>
		ME700174
		ME700828
		SD046
		ME700295
		AERO KING MU612(8M21) 91~98
		AERO QUEEN MS729(8DC11) 85~99
		AERO BUS MS815(8DC9) 91~98
		MS819/MS829(8DC11) 91~98
		MS821(8M20) 91~98
		MS822(8M21) 91~98
		THE GREAT FD419/FU419/FV419(8DC11) 85~90
		FW419/FP449/FP419
		FW429/FS419(8DC11) 87~
		FP411/FP441/FS411(8M20) 89~
		FU411/FV411/FW451
		FP412/FP442/FV412(8M21) 89~
		FP414/FV414/FW444(10DC11) 89~
		FW464
		FP415/FS415/FU415(8DC9,8DC9T) 89~
		FV415/FW455
		FP424/FP444/FV424(10M20) 89~
		FU419/FV419/FV439(8DC11) 89~
		FW419
		FR415(8DC9) 91~98
		FW422(8M21) 91~98
		FW429(8DC11) 91~98
		SUPER GREAT FP511/FP541/FS511(8M20) 89~
		FU511/FV511
		FP512/FP542/FS512(8M21) 89~
		FU512/FV512
		FP543/FV513(8M22) 89~
		FP514/FP544/FV514(10M20) 89~
		FP515/FP545/FS515(8DC9) 89~
		FT515/FU515/FV515
		FP519/FP549/FS519(8DC11) 89~
		FU519/FU549/FV519
		FY519
		CRANE TRUCK KA904(10DC11) 89~
		KS305(8DC8) 89~
		KS509(8DC10) 89~
		<b>INDUSTRIAL MACHINE</b>
		KATO(8DC93) 89~
		TYPE1(8DC91) 89~
		<b>MITSUBISHI</b>
		<b>TRUCK</b>
		(8DC2,8DC4,8DC6,8DC8) 76~81
		(8DC9,8DC9T) 79~81
		(6D10,6D11,6D14) 75~80
		(8DC7) 76~81
		(6D15) 79~80
		<b>CRANE</b>
		(8DC2) 76~81
		(8DC6) 76~79
		<b>DUMP TRUCK</b>
		(12DC) 76~79
		<b>REAR DUMP TRUCK</b>
		(12DC) 77~79
		<b>LARGE TRUCK</b>
		(10DC,10DC8) 76~81
		<b>HIGHWAY BUS</b>
		B906R(12DC) 76~82
		<b>MITSUBISHI HEAVY INDUSTRIES</b>
		(8DC82,8DC91) 91~98
		M373X05171 MI
		M373X04571 MI
		M373X05371 MI

# STARTER SOLENOIDS





New-Era No.	Ref.No.	Application
<b>SS-1608</b> 	<b>12V</b> 28150-22011 28150-24061 28150-24070 28150-24071 28150-25010 28150-25013 28150-33020 28150-33021 28150-34070 28150-41011 28150-60040 28150-87203 0221-23-764 0578-23-764 D27Z-11390A 31220-63210 31220-73010 31220-74010 39210-3902 49210-7102 89210-4122  053400-1010 ND 053400-1040 ND 053400-1260 ND 053400-1530 ND 053400-2880 ND 053400-3330 ND 053400-3350 ND 053400-3410 ND 053400-3710 ND 053400-3810 ND	<b>DAIHATSU</b> MAX CUORE L40 77~79 L45 79~ SV17T,SV23,DV23,KD10 DELTA 750(COLD) H-KD11(4K-J) 78~79 WIDE(COLD) H-KB11V(4K-J) 78~79 J-KB12V(4K-J) 79~82 L-KB26V(4K-J) 82~ H-TB10V(2T-J) 78~79 V3#(5R) 77~79 1500,2000 TAFT GRAN H-F20(12R-J) CONSORTE EP31,42,47 CHARMANT A10 1200 H-A10V(3J-HJ) 75~79 1300 E-A30(4K-U) 78~79 J-A30V(4K-J) 79~81 H-A20V(T-J) 76~79 1400 CHARADE E-G10(CB10,11,32) 77~83  <b>MAZDA</b> PROCEED BNA61,H-BNA61 TITAN EVB 62~72  <b>SUBARU(FUJI)</b> LEONE [USA] 73~76 1600 EA33(EA71) 78 1800(A/T) EAB4(EA81) 79 NEW LEONE ESTATE VAN 1600 EAB2(EA71) 79 1800 EAB4(EA81) 79 1600 ENGINE [USA] 80~81  <b>SUZUKI</b> FRONTE H-SH10,E-SS20 76~ JIMNY H-SJ10,H-ST10 76~ CARRY H-ST30 76~79 H-ST20 ALTO SS30,MT(T5B) 79~92  <b>TOYOTA</b> CROWN (M-J,M-U,M-EU,4M-U, 75~83 4M-EU,5M-EU,5R-U) MARK II (M-U,M-EU,4M-EU,5M-EU 76~83 18R-GEU,21R-U) CHASER (M-U,M-EU,18R-GEU,21R-U) 77~82 CORONA (5R-U,12R-U,16R-J, 78~81 18R-GEU,21R-U)(5R-U,LPG) CELICA [USA] 73~80 (2T-GEU,18R-GEU,21R-U) 78~81 [USA] 73~80 XX (M-EU,4M-EU) 73~80 CAMRY (18R-GEU,21R-U) 80~82 CARINA (2T-GEU,18R-GEU,21R-U) 78~81 COROLLA (4K-U,2A-LU) 79~ [USA] 73~80 SPRINTER (4K-U,2A-LU) 79~ STARLET (4K-U,4K-EU) 78~ PUBLICA (3K-HJ) 75~80 TOWN ACE (2T-J,4K-J,12R-J) 78~79 HIACE (16R,16R-J,18R-J,18R-U 77~82 21R-U) TOYOACE (5R,12R) 79~82 HILUX (12R-J,18R-J) 78~ STOUT (5R) 79~82 LAND CRUISER (2F) 79~ [USA] 73~82 DYNA (5R) 79~82 MASSY DYNA (2F) 75~80 COASTER (20R,22R) 77~82 LARGE TRUCK (2F) 75~80 CRESSIDA [USA] 73~80 PICK UP [USA] 73~80 COROLLA II AL11,20(2A-LU) 79~86

STARTER SOLENOIDS



# STARTER SOLENOIDS

New-Era No.	Ref.No.	Application		
<b>SS-1660</b> 	<b>12V</b> <b>28150-15011</b> <b>28150-15012</b> <b>28150-37010</b> <b>28150-87704</b> <b>49210-5602</b> <b>49210-7002</b> <b>31220-78210</b>	<b>DAIHATSU</b> DELTA	J-TB11V,E-TB15G (2T-J,13T-U)	80~
		750(COLD) WIDE(COLD)	J-KD20(4K-J) J-TB11V(2T-J) E-TB15G(13T-U)	79~82 79~82 78~82
		(COLD)	J-KB12V(4K-J) L-KB26V(4K-J)	79~82 82~
		CHARMANT 1500	E-A55(3A-U)	81~
		CHARADE	E-G11(CB12,22,33,34,50)	83~
		(COLD)	E-G10(CB11,32)	80~83
		CUORE	E-L55(AB40)	83~
		MIRA CUORE	M-L55V(AB30,31)	82~
		CUORE,MIRA	L170S(EB4#,50)	85~
			L7#V(EB10,20)	85~
		<b>SUBARU(FUJI)</b>		
		REX550	JKM1(EK23) EKF1(EK23) MKM1C(EK235C)	78 83
		NEW LEONE ESTATE VAN		
		1600	EAB2(EA71)	81~83
		1800	EAB4(EA81)	82
		LEONE 1800(A/T)	HARD TOP	82
		1600 ENGINE	[USA]	82~85
		<b>SUZUKI</b>		
		FRONTE(COLD)	J-SS40V(F5A)	81~
		CULTUS	SS80 TYPE1.2(E15) SA310GA	83~ 84~
		ALTO	SS40V(F5A)	81~82
		<b>TOYOTA</b>		
		CROWN	(M-J,M-U,M-EU,M-TEU)	79~83
		SOARER	(M-TEU)	81~
		MARK II	(M-EU,M-TEU,13T-J,13T-U, 18R-GEU,21R-U)	79~84
CHASER	(M-TEU,13T-U,18R-GEU, 21R-U)	80~		
CRESTA	(M-TEU,1G-EU,13T-U)	80~84		
CORONA	(3A-U,3T-EU,12R-U,12T-J, 12T-U,13T-U,16R-J,18R-GEU, 21R-U)(4A-GEU)	79~83		
CELICA	(2T-GEU,3T-EU,3T-GTEU, 4T-GTEU,12T-U,13T-U, 4A-GEU,18R-GEU,21R-U)	79~83		
XX	(M-EU,M-TEU)	80~		
CAMRY	(3T-EU,12T-U,13T-U, 18R-GEU,21R-U)	80~82		
CARINA	(2T-GEU,3T-EU,3T-GTEU, 12T-J,12T-U,18R-GEU, 4A-GEU,21R-U,3A-U,5K-J)	79~83 81~87		
COROLLA	(2T-GEU,3A-U,12T-J, 13T-U,5K-J)	79~ 83~87		
	[USA]	80~		
COROLLA II	(1A-U)	78~79		
SPRINTER	(2T-GEU,3A-U,12T-J,13T-U) (5K-J)	79~		
CORSA	(1A-U)	78~79		
LITEACE	(4K-J,13T-U)	79~		
TOWN ACE	(4K-J,12T-J,13T-U,12R-J)	79~		
HIACE	(16R,16R-J,18R-J,21R-U,12R-J)	79~82		
HILUX	(18R-J)	79~83		
STOUT	(5R)	80~		
DYNA	(5R)	80~82		
COASTER	(20R,22R)	77~82		
STARLET	[USA]	81~82		
TERCEL	[USA]	78~85		
TOYOACE	(12R,5R)	83~85		
	<b>053400-3931 ND</b> <b>053400-3890 ND</b> <b>053400-4430 ND</b> <b>053400-4431 ND</b> <b>053400-4432 ND</b> <b>053400-5050 ND</b> <b>053400-5240 ND</b>			

# STARTER SOLENOIDS



New-Era No.	Ref.No.	Application
<b>SS-1680</b> 	<b>12V</b> <b>28150-10020</b>  <b>053400-7130 ND</b>	<b>TOYOTA</b> CORSA,COROLLA II,TERCEL 86~ AL20(2A-U) KP39(4K-J) 86~ <b>LITEACE</b> KM35V(4K-J) 85~ KM50(4K-J) 86~ <b>CORONA</b> AT170(5A-F) 87~ AT175(4A-FE) 88~ <b>CARINA</b> AT170,MT(5A-F) 88~ <b>COROLLA,SPRINTER</b> AE91(5A-FE) 88~ 4G91G(5A-F) 88~ AE91(5A-F) 88~ <b>LITEACE</b> KM30G(5K-U) 88~ KM51(5K) 88~ KM51(5K) 88~ <b>SUPER KIJAN</b> (5K)
		<b>DAIHATSU</b> ZEBRA(INDONESIA) 88~  <b>SUZUKI</b> ST100-T5 88~
<b>SS-1681</b> 	<b>12V</b> <b>28150-87512</b>  <b>053400-8750 ND</b>	<b>DAIHATSU</b> ZEBRA(INDONESIA) 88~  <b>SUZUKI</b> ST100-T5 88~
		<b>SS-1682</b> 
<b>SS-1684</b> 	<b>12V</b> <b>31220-51A10</b>  <b>053400-8510 ND</b>	<b>SUZUKI</b> CARRY EVERY DA71T DB71T 86.9~89.5 DB71V,EPI(F5A) DA41#,MT DB41#,MT DA41V,AT(2V,4V) 89.5~90.3 <b>FRONTE</b> CB72S,MT(F5A) 86.7~88.9 CN11S CP11S(F5B) 88.9~ <b>ALTO</b> CA71V,MT CA72V,MT CA71V,AT CA72V,AT(F5A) 86.7~88.9 CC72V(F5A) 86.7~88.9 CL11V(F5B) 88.9~90.3 CH72V(F5B) 88~ <b>CERBO</b> JIMNY SJ30,31 88.5~ SS40T,AT(F5A) 87.10~88.9

# STARTER SOLENOIDS






New-Era No.	Ref.No.	Application
<b>SS-1685</b> 	<b>12V</b> 28150-70030  128099-7500 ND 153400-1510 ND	<b>TOYOTA</b> ALTEZZA GXE10,GXE10W,GXE15W(1G-FE) 98~ JCE10W,JCE15W(2JZ-GE) 01~ ARISTO JZS160(2JZ-GE) 97~ VEROSSA GX110,GX115(1G-FE) 01~ JZX110(1JZ-FSE) 01~ JZX110(1JZ-GTE) 01~ CROWN GS130,GS130G,GS130W,GS130Z(1G-FE) 91~ GS131H,GS136V,GS141,GS151(1G-FE) 91~ GS151H,GS171,GS171W,GXS12(1G-FE) 95~ JZS130G,JZS131,JZS141(1JZ-GE) 93~ JSZ151,JZS171W(1JZ-GE) 95~ JZS153,JZS171,JZS171W,(1JZ-GE) 95~ JZS173,JZS173W(1JZ-FSE) 99~ JZS171,JZS171W(1JZ-GTE) 99~ GXS10(1G-GPE) 01~ JZS155,JZS157,JZS179(2JZ-GE) 97~ JZS175,JZS175W(2JZ-FSE) 99~ JKS175(2JZ-FSE) 01~ MAJESTA JZS155(2JZ-GE) 97~ JZS177(2JZ-FSE) 99~ URS206(1UR-FSE) 09~ MARK II GX110,GX110W,GX115,GX115W(1G-FE) 00~ JZX110,JZX110W(1JZ-FSE) 00~ JZX110,JZX110W(1JZ-GTE) 00~ JZX115,JZX115W(1JZ-GE) 00~ MARK II /CHASER GX100,GX105,GX70G,GX81,GX90(1G-FE) 92~ JZX100,JZX105,JZX90,JZX93(1JZ-GE) 96~ JZX100,JZX90(1JZ-GTE) 92~ JZX101(2JZ-GE) 96~ SOARER JZZ30(1JZ-GTE) 94~ JZZ31(2JZ-GE) 97~ PROGRES JCG10,JCG15(1JZ-GE) 98~ JCG10,JCG15(1JZ-FSE) 01~ JCG11(2JZ-FSE) 01~ JCG11(2JZ-GE) 98~ SUPRA JZA80(2JZ-GE) 97~ MR-S ZZW30(1ZZ-FE) 99~ OPA ZCT10,ZCT15(1ZZ-FE) 00~ RAV4 ZCA25W,ZCA26W(1ZZ-FE) 00~ WILL-VS ZZE127,ZZE129(1ZZ-FE) 01~ ZZE128(2ZZ-GE) 01~ CAMRY,VISTA ZZV50,ZZV50G(1ZZ-FE) 98~ COROLLA ZZE122,ZZE122G,ZZE124,ZE124G(1ZZ-FE) 00~ ZE123,ZZE123G(2ZZ-GE) 00~ ZZE122N,ZZE124N(1ZZ-FE) 01~ CELICA ZZT230(1ZZ-FE) 99~ ZZT231(2ZZ-GE) 99~ PREMIO/ALLION ZZT240,ZZT245(1ZZ-FE) 01~ <b>LEXUS</b> GS URS190 07~11 IS USE20 07 LS USF40/41 06, 08
		<b>SS-1686</b> 

CONTINUED

# STARTER SOLENOIDS




New-Era No.	Ref.No.	Application
<b>SS-1686</b> 	<b>12V</b> 28150-16160 28150-75150	<b>CORONA</b> AT211(7A-FE) 96~ SPRINTER CARIB AE111G,AE114G(4A-FE) 96~ AE111G(4A-GE) 96~ AE115G(7A-FE) 95~ CORSA/COROLLA II EL51(4E-FE) 97~ EL53,EL55(5E-FE) 97~ CYNOS EL52,EL52C(4E-FE) 97~ EL54,EL54C(5E-FHE) 97~ STARLET EP91,EP95(4E-FE) 97~ EP91(4E-FTE) 97~ RAUM EXZ10,EXZ15(5E-FE) 97~ VITZ SCP10,SCP11(1SZ-FE) 99~ NCP10,NCP15(2NZ-FE) 99~ NCP13(1NZ-FE) 00~ BB NCP30(2NZ-FE) 00~ NCP31,NCP34,NCP35(1NZ-FE) 00~ WILL-VI NCP19(2NZ-FE) 00~ WILL-VS NZE127(1NZ-FE) 02~ FUNCARGO NCP20(2NZ-FE) 99~ NCP21,NCP25(1NZ-FE) 99~ PLATZ NCP12,(1NZ-FE) 99~ NCP16(2NZ-FE) 99~ IST NCP60(2NZ-FE) 02~ NCP61,NCP65(1NZ-FE) 02~ PREMIO/ALLION NZT240(1NZ-FE) 01~ DYNA/TOYOACE RZY220/230(1RZ-E) 01~03 TRY220/230(1TR-FE) 03~ HIACE REGIUS RZH101G/111G/125B RZH133S/183K(2RZ-E) 98~03 RZH102V/112K/112V RZH124B/182K(1RZ-E) 98~03 TRH102V/112K/112V TRH122K/124B/200K(1TR-FE) 03~05 REGIUS TOURING RCH42V(1RZ-E) 99~02 INNOVA / KIJANG TGN40(1TR) 04~10 VIOS NCP93(1NZ) 07 VIOS / SOLUNA VIOS NCP4#(1NZ,2NZ) 02~07 YARIS / ECHO NCP10,SCP10(1NZ,2NZ,1SZ) 99~ YARIS NCP90(1NZ,2NZ) 05~07 TOYOTA XA NCP61(1NZ) 03~06 TERCEL EL5(2E,5E) 97~ PASEO EL54(5E) 97~ SOLUNA AL50(5A) 96~ HILUX TGN10,TGN15(1TR) 05~10
	153400-1520 ND 253400-0180 ND	
<b>SS-1687</b> 	<b>12V</b> 28226-28051	<b>TOYOTA</b> CROWN YXS10/10H(3YPE) 01~ CONFORT YXS11/11Y(3YPE) 01~ HIACE/REGIUS TRH200K/200V(1TR-FE) 04~ TRH214W/219W/221K/223B(2TR-FE) 04~ TRH224W/226K/226K/228B(2TR-FE) 05~ TRH229W(2TR-FE) 05~ HILUX RZN210W/215W(3RZ-FE) 02~04 TRN210W/215W(2TR-FE) 04~ LAND CRUISER RZJ120W/125W(3RZ-FE) 02~04 TRJ120W/125W(2TR-FE) 04~ WISH ANE10G/11W(1AZ-FSE) 03~ ISIS ANM10G/10W/15G/15W(1AZ-FSE) 04~ ALPHARD ANH10W/15W(2AZ-FE) 02~ MNH10W/15W(1MZ-FE) 02~ IPSUM ACM21W/26W(2AZ-FE) 01~ CALDINA AZT241W/246W(1AZ-FSE) 02~ KLUGER ACU20W/25W(2AZ-FE) 03~ MCU20W/25W(1MZ-FE) 03~ NOAH/VOXY AZR60G/65G(1AZ-FSE) 01~ HARRIER ACU30W/35W(2AZ-FE) 03~ MCU30W/31W/35W/36W(1MZ-FE) 03~ PREMIO/ALLION AZT240(1AZ-FSE) 01~ WINDOM MCV30(1MZ-FE) 01~ CAMRY ACV30/35(2AZ-FE) 01~
	028099-9701 ND 153400-8403 ND	

# STARTER SOLENOIDS

New-Era No.	Ref.No.	Application
<b>SS-1688</b> 	<b>12V</b> 28226-22061  028099-9791 ND	<b>TOYOTA</b> CROWN MARK X COMFORT VOLTZ GRS180,181(4GR-FSE) 03~ GRS182,183(3GR-FSE) 03~ GRX120,125(4GR-FSE) 04~ GRX121(3GR-FSE) 04~ SXS13Y(3S-FE) 01~ ZZE136,138(1ZZ-FE) 02~04 ZZE137(2ZZ-GE) 02~04
<b>SS-1689</b> 	<b>12V</b> 31204-RNA-003 31204-RNA-A010  153400-9390 ND 153400-9700 ND	<b>HONDA</b> CR-V EDIX STREAM CROSSROAD CIVIC STEPWAGON ACCORD RE3/RE4(K24A) 06~ BE8(K24A) 06~ RN6/RN7/RN8/RN9(R18A/R20A) 06~ RT1/RT2/RT3/RT4(R18A/R20A) 07~ FD1/FD2(R18A/R20A) 05~ RG1/RG2(K20A) 07~ CU1/CW1(R20A) 11~
<b>SS-1692</b> 	<b>12V</b> 31210-P0A-004	<b>HONDA</b> ACCORD CIVIC CD3,CD4,CD5,CD6
<b>SS-1693</b> 	<b>12V</b> 31210-P2A-004 31210-P8A-A01	<b>HONDA</b> CIVIC INSPIER EK4(B16A) 96~99 EK9(B16B) 96~99 UA4, 5(J25A, J32A) 98~02 UC1(J30A) 03~05
<b>SS-1758</b> 	<b>12V</b> 0-331-402-001 0-331-402-016	<b>BOSCH TYPE</b> MERCEDES-BENZ 220D 2000 ALL 68~70 220D 2200 ALL 71,73 300D 3000 ALL 75~80








# STARTER SOLENOIDS







New-Era No.	Ref.No.	Application
<b>SS-1851Y</b> 	<b>24V</b> C4TZ-11390A 1115526 1119832 1119848  <b>SS-1881</b>	<b>DELCO REMY TYPE</b> AUTOCAR CHEVROLET DIAMOND CATERPILLAR GMC IHC KENWORTH  69~70 69~72 49~52 70~72 70~72 63~71 63~67,72
<b>SS-1870</b> 	<b>12V</b> 1115556	<b>DELCO REMY TYPE</b> AUTOCAR CHEVROLET FORD GMC IHC
<b>SS-1871</b> 	<b>24V</b> 1115559  <b>SS-1891</b>	<b>DELCO REMY TYPE</b> AUTOCAR CHEVROLET FORD GMC IHC

TYPE	New-Era No.	VOLT	Material Contact Points of Terminal Studs	
			COPPER (Cu)	SILVER-MOLYBDENUM (Ag-Mo)
ROUND	SS-1851Y	24		○
SQUARE	SS-1870	12	○	
	SS-1871	24		○






# STARTER SOLENOIDS

New-Era No.	Ref.No.	Application
<b>SS-2517</b> 	<b>24V</b> 5-81151103-0 5-81151058-1 5-81151158-1 23343-J5520  2250-47002 HI 2250-87004 HI 2250-17002 HI	<b>ISUZU</b> ELF 150 TLD24,54,64 (4BA1,C190,C240) 78~ ELF 250 KAD TLD(4BA1) 82~ ELF 150(COLD) KAD(C190) 82~ ELF 250(COLD) TLD(C240) 82~  <b>NISSAN(DIESEL)</b> CABALL YC340(ED30) 80~ CLIPPER YC341(ED30) 80~ CIVILIAN K-MC341(ED33) 80~
	<b>SS-2524</b> 	<b>24V</b> 8-94152981-0  2240-5700 HI
<b>SS-2526</b> 	<b>24V</b> 8-97025677-0  2240-4701 HI	<b>ISUZU</b> ELF 250(COLD) 90~91 P-NKR58, NKS58(4BE1) ELF NPR66, 91~93 NPR66(4HF1) U-NKR66(4HF1) 93~
	<b>SS-2713</b> 	<b>24V</b> 28150-1452  1350-079-0109 SF
<b>SS-2714</b> 	<b>24V</b> 28150-1570  1350-084-0109 SF 1350-084-1009 SF	<b>HINO</b> LARGE TRUCK EF550,EF750 81~  <b>KUBOTA</b> MH150 81~

# STARTER SOLENOIDS

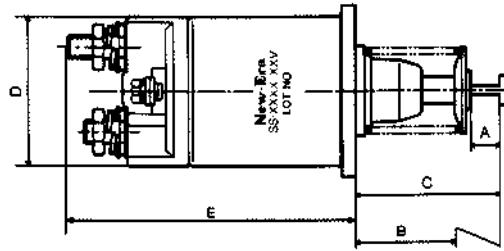
New-Era No.	Ref.No.	Application		
<b>SS-2715</b> 	<b>24V</b> 28150-1560  1350-083-2009 SF 1350-084-2009 SF	<b>HINO</b> LARGE TRUCK	EK100	81~
<b>SS-2717</b> 	<b>24V</b> 28180-1240  1350-097-00X9 SF	<b>HINO</b> MIDDLE TRUCK  ENGINE FOR UNIVERSAL USE	P-ED,P-FF,P-FK,P-FG [ENGINE:H06C,H06C(T)] P-FD16SERIES OPTION [W06E] P-FD,P-FF,P-FK,P-FG [H06C,H06CT,H07C] USE [H06C-TI]	84~ 86~ 87~ 87~
<b>SS-2718</b> 	<b>24V</b> 28180-1260  1350-101-00X9 SF	<b>HINO</b> HEAVY DUTY TRUCK	FN,FR,GN [EK100,K13C]	85~
<b>SS-2719</b> 	<b>24V</b> 23308-99007  1350-121-00X9 SF	<b>NISSAN(DIESEL)</b> HEAVY DUTY TRUCK	U-CD,U-CG,U-CV,U-CW [RF8,RE8]	89~
<b>SS-2720</b> 	<b>24V</b> 28180-1270  1350-098-00X9 SF	<b>HINO</b> MIDDLE TRUCK  HEAVY DUTY TRUCK  ENGINE FOR UNIVERSAL USE	P-FD16SERIES P-FD17SERIES[H06C,H07C] P-FD16SERIES[W06E] P-FH22SERIES P-FR28SERIES [EM100,EP100] USE [EH100,EC100]	86~ 86~ 84~ 87~
<b>SS-2721</b> 	<b>24V</b> 28180-1250 28180-1251 28180-1341  1350-101-10X9 SF 1350-101-11X8 SF 1350-101-11X9 SF	<b>HINO</b> HEAVY DUTY TRUCK  BUS  TRACTOR	FS,FN,FR (EF500,EF550,EF750) CG,CM27(EK200) P-HT27,P-HU27 (EK200) P-SH,P-SS (V21C,V22C,V22D,V25D)	85~ 86~ 88~90 87~

# STARTER SOLENOIDS

New-Era No.	Ref.No.	Application		
<b>SS-2722</b> 	<b>24V</b> 23308-99003  1350-098-20X9 SF	<b>NISSAN(DIESEL)</b> HEAVY DUTY TRUCK  LARGE BUS	CW54 SERIES(PF8) CD54 SERIES(PF8) P-RA53 SERIES	86~
	<b>SS-2723</b> 	<b>24V</b> 28180-1390  1350-114-02X9 SF	<b>HINO</b> MID SIZED TRUCK	U-FD,U-FF,U-FG (H07CT(A),H07D,J08C)
<b>SS-2724</b> 	<b>24V</b> 28180-1330  1350-100-00X9 SF 1350-100-01X9 SF	<b>HINO</b> MID TRUCK	P-FB11(W04D)	87~
<b>SS-2725</b> 	<b>24V</b> 28180-1532 28150-2120  1350-126-02X9 SF 1350-126-70X9 SF 1350-126-71X9 SF 1350-126-03X9 SF	<b>HINO</b> LIGHT DUTY TRUCK		
		SPACE RANGER (4t)	KC-FD1J(J05C) KC-FD2J(J07C) KC-FF1J(J08C) KC-GD1J KC-FC2J	94~99
		RANGER	FD1J/FD2J/FF1J(J05C,J07C,J08C) GD1J/FC2J	94~99
<b>SS-2728</b> 	<b>24V</b> 28150-78061 28150-2244  1350-142-05X9 SF	<b>TOYOTA</b> DYNA	KK-XZU S05C, S05D J05C	99~
		<b>HINO</b> DUTRO	KK-XZU S05C, S05D J05C	99~
		RANGER	KK-FC3J KK-FC1 KK-FD1J KK-FE1J etc J07C, J08C	99~

# STARTER SOLENOIDS

## DIFFERENT POINTS



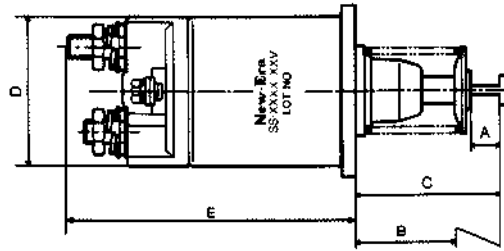
New-Era No. Rated Voltage	Hook length .....(A) (mm)	Plunger-Magnet pull.....(B) (mm)	Plunger-Not operated---(C) (mm)	Outside diameter---(D) (mm)	Body length---(E) (mm)	Power of Out-put on motor	Terminal	Installing hole	Remarks
SS-146 24V	15.5	47.5	68.6	70.0	139.0	24V 7.5kW			
SS-158 24V	13.0	35.0	51.5	57.1	128.0	24V 4.5kW drip-proof			
SS-159 24V	13.0	42.5	63.6	70.0	139.0	24V 11.0kW drip-proof			
SS-166 24V	13.0	35.0	50.5	61.0	138.0	24V 5.5kW			
SS-192 12V	—	—	—	68.6	159.0	12V			
SS-193 24V	—	—	—	68.6	159.0	24V			
SS-195 12V	—	—	—	68.7	158.0	12V			
SS-196 24V	—	—	—	68.7	159.0	24V			
SS-707 12V	10.8	42.2	58.2	55.0	128.1	12V			
SS-728 12V	20.3	40.2	56.2	55.0	104.4	12V			

# STARTER SOLENOIDS

New-Era No. Rated Voltage	Hook length .....(A) (mm)	Plunger-Magnet pull.....(B) (mm)	Plunger-Not operated...(C) (mm)	Outside diameter...(D) (mm)	Body length...(E) (mm)	Power of Out-put on motor	Terminal	Installing hole	Remarks
SS-754 12V	10.8	42.2	58.2	55.0	104.4	12V			
SS-758 12V	10.8	42.2	58.2	55.0	104.4	12V			
SS-1200 12V	9.0	24.5	34.9	50.0	104.1	12V 2.2kW			
SS-1211 12V	13.0	11.5	16.2	52.0	92.3	12V 0.8kW			
SS-1212 12V	13.0	11.5	16.2	52.0	92.3	12V 0.8kW			
SS-1217 12V	12.5	27.3	37.0	52.0	92.2	12V 1.6kW			
SS-1218 12V	12.5	24.3	36.1	53.0	92.8	12V 0.8kW			
SS-1219 12V	7.7	11.0	21.0	52.0	75.1	12V 0.8kW			
SS-1222 12V	13.0	11.5	21.0	52.0	92.3	12V 1.8kW			
SS-1223 12V	13.0	11.5	21.0	52.0	92.3	12V 1.2kW			
SS-1226 12V	13.0	11.5	16.2	52.0	92.3	12V 2kW			
SS-1227 12V	9.7	12.0	23.8	53.0	98.9	12V 2kW			
SS-1228 12V	11.4	12.0	23.8	53.0	98.9	12V 2kW			

# STARTER SOLENOIDS

## DIFFERENT POINTS



New-Era No. Rated Voltage	Hook length .....(A) (mm)	Plunger-Magnet pull.....(B) (mm)	Plunger-Not operated---(C) (mm)	Outside diameter---(D) (mm)	Body length---(E) (mm)	Power of Out-put on motor	Terminal	Installing hole	Remarks
SS-1229 12V	9.7	12.0	23.8	53.0	98.9	12V 2.8kW			
SS-1230 12V	7.7	11.1	15.9	52.0	80.6	12V 2.3kW			
SS-1250 12V	7.7	11.0	21.0	52.0	75.1	12V 0.8kW			
SS-1503 12V	10.0	16.0	27.5	51.0	94.6	12V 1.2kW			
SS-1504 12V	13.0	26.3	37.8	51.0	94.6	12V 2.0kW			
SS-1507 12V	10.0	16.0	27.5	51.0	97.0	12V 1.2kW			
SS-1508 12V	10.0	16.0	27.5	51.0	97.0	12V 1.2kW			
SS-1509 24V	13.0	25.5	37.0	51.0	107.0	24V 3.2kW			
SS-1515 12V	10.0	20.8	33.0	55.2	109.3	12V 2.0kW			
SS-1516 24V	10.0	20.8	33.0	55.2	109.3	24V 3.5kW			

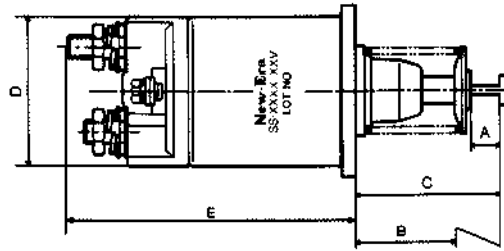
# STARTER SOLENOIDS

New-Era No. Rated Voltage	Hook length .....(A) (mm)	Plunger-Magnet pull.....(B) (mm)	Plunger-Not operated---(C) (mm)	Outside diameter---(D) (mm)	Body length---(E) (mm)	Power of Out-put on motor	Terminal	Installing hole	Remarks
SS-1520 12V	10.0	20.8	33.0	55.2	106.3	12V 1.2kW			
SS-1521 12V	10.0	20.8	33.0	55.2	106.3	12V 2.0kW			
SS-1522 24V	10.0	20.8	33.0	55.2	115.3	24V 3.2kW			
SS-1524 12V	10.0	20.8	33.0	55.2	115.3	12V 2.0kW			
SS-1528 12V	9.1	7.7	16.0	51.0	92.4	12V 1.2kW			 S terminal
SS-1529 12V	9.1	7.7	16.0	51.0	92.4	12V 1.2kW			 S terminal
SS-1530 12V	9.1	7.7	16.0	51.0	92.4	12V 1.7kW			
SS-1532 24V	10.0	20.8	33.0	55.2	109.8	24V 3.2kW			
SS-1534 24V	10.0	20.8	33.0	55.2	119.8	24V 3.2kW			
SS-1535 12V	9.1	7.7	16.0	51.0	92.0	12V 2.2kW			
SS-1536 12V	10.0	13.0	27.0	51.0	100.0	12V 2.2kW			
SS-1537 12V	9.1	7.7	16.0	51.0	92.0	12V 2.2kW			
SS-1540 24V	13.1	31.5	49.6	55.3	127.7	24V 4.5kW			



# STARTER SOLENOIDS

## DIFFERENT POINTS



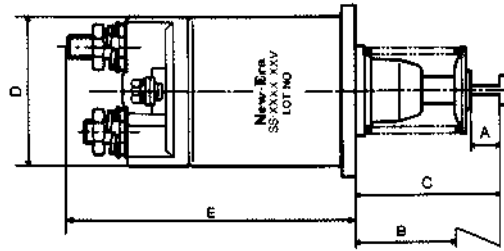
New-Era No. Rated Voltage	Hook length .....(A) (mm)	Plunger-Magnet pull.....(B) (mm)	Plunger-Not operated---(C) (mm)	Outside diameter---(D) (mm)	Body length---(E) (mm)	Power of Out-put on motor	Terminal	Installing hole	Remarks
SS-1541 24V	13.1	31.5	49.6	55.3	134.7	24V 5.0kW			
SS-1542 24V	13.1	31.5	49.6	55.3	127.7	24V 5.0kW			
SS-1543 24V	13.1	31.5	49.6	55.3	127.7	24V 5.0kW			
SS-1544 24V	13.1	31.5	49.6	55.3	138.1	24V 5.5kW			
SS-1545 24V	13.1	31.5	49.6	55.3	134.7	24V 3.7kW			
SS-1547 24V	13.2	21.9	40.1	55.2	135.3	24V 5.0kW			
SS-1548 24V	13.2	21.9	40.1	55.2	135.3	24V 3.7kW			
SS-1549 24V	13.2	21.9	40.1	55.2	138.7	24V 5.5kW			
SS-1550 24V	13.2	31.2	49.4	55.2	138.6	24V 5.5kW			
SS-1551 24V	13.2	21.9	40.1	55.2	144.6	24V 5.5kW			

# STARTER SOLENOIDS

New-Era No. Rated Voltage	Hook length .....(A) (mm)	Plunger-Magnet pull.....(B) (mm)	Plunger-Not operated---(C) (mm)	Outside diameter---(D) (mm)	Body length---(E) (mm)	Power of Out-put on motor	Terminal	Installing hole	Remarks
SS-1567 24V	—	—	—	72.0	158.0	24V 7.5kW			
SS-1569 24V	13.0	42.5	65.7	64.0	146.0	24V 8.0kW			
SS-1608 12V	3.6	17.0	31.0	50.0	101.5	12V 1.0kW			
SS-1660 12V	4.0	18.0	29.5	50.0	87.6	12V 0.8kW			
SS-1680 12V	8.0	13.8	25.8	50.0	87.6	12V 0.8kW			
SS-1681 12V	8.0	13.8	25.8	50.0	85.2	12V 1.0kW			
SS-1682 12V	8.0	13.8	25.8	50.0	85.2	12V 0.75kW			
SS-1684 12V	8.0	13.8	25.8	50.0	85.2	12V 0.8kW			
SS-1685 12V	8.0	13.5	32.0	50.0	94.5	12V			
SS-1686 12V	8.0	13.5	32.0	50.0	94.5	12V			
SS-1687 12V	6.8	11.0	24.0	48.2	85.0	12V 1.6kW			
SS-1688 12V	6.8	11.0	24.0	48.2	85.0	12V 1.7kW			
SS-1689 12V	8.0	13.8	25.8	50.0	112.7	12V 1.1KW			

# STARTER SOLENOIDS

## DIFFERENT POINTS



New-Era No. Rated Voltage	Hook length .....(A) (mm)	Plunger-Magnet pull.....(B) (mm)	Plunger-Not operated...(C) (mm)	Outside diameter...(D) (mm)	Body length...(E) (mm)	Power of Out-put on motor	Terminal	Installing hole	Remarks
SS-1692 12V	3.0	12.5	21.5	51.0	87.5	12V			
SS-1693 12V	3.0	12.5	21.5	51.0	82.0	12V			 IG-lead
SS-1758 12V	19.0	31.5	44.5	61.5	108.1	12V			
SS-2517 24V	13.5	27.8	37.0	52.0	103.9	24V 3.5kW			
SS-2524 24V	11.4	10.0	21.8	53.0	98.8	24V 3.5kW			
SS-2526 24V	11.4	10.0	21.8	53.0	98.9	24V 4.0kW			
SS-2713 24V	13.0	47.5	67.0	65.0	123.0	24V 5.5kW			
SS-2714 24V	18.0	49.5	69.0	65.0	130.0	24V 7.0kW			
SS-2715 24V	18.0	49.5	69.0	65.0	130.0	24V 7.0kW			
SS-2717 24V	13.0	44.5	64.6	65.0	127.0	24V 5.5kW			

STARTER SOLENOIDS

# STARTER SOLENOIDS

New-Era No. Rated Voltage	Hook length .....(A) (mm)	Plunger-Magnet pull.....(B) (mm)	Plunger-Not operated...(C) (mm)	Outside diameter...(D) (mm)	Body length...(E) (mm)	Power of Out-put on motor	Terminal	Installing hole	Remarks
SS-2718 24V	15.0	45.5	65.6	65.0	130.0	24V 7.0kW			
SS-2719 24V	13.0	41.7	61.8	65.0	133.0	24V 6.0kW			
SS-2720 24V	13.0	41.5	61.6	65.0	128.5	24V 6.0kW			
SS-2721 24V	15.0	45.5	65.6	65.0	130.0	24V 8.0kW			
SS-2722 24V	13.0	41.7	61.8	65.0	127.0	24V 5.5kW			
SS-2723 24V	13.0	42.0	59.8	65.0	129.0	24V 4.5kW			
SS-2724 24V	13.0	45.7	61.5	65.0	121.5	24V 4.5kW			
SS-2725 24V	13.0	42.8	62.8	52.0	113.9	24V 4.5kW			
SS-2728 24V	13.0	44.9	60.5	54.4	132.0	24V 4.5kW			