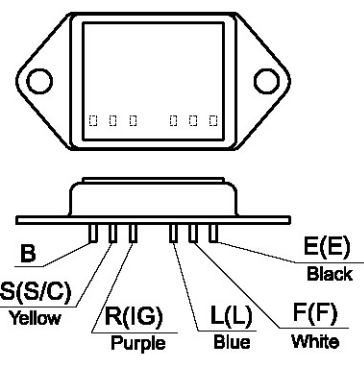
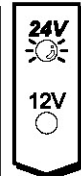
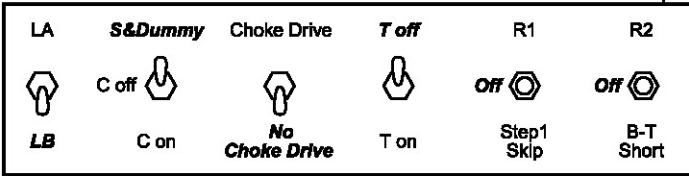


**IVR-7XXX**



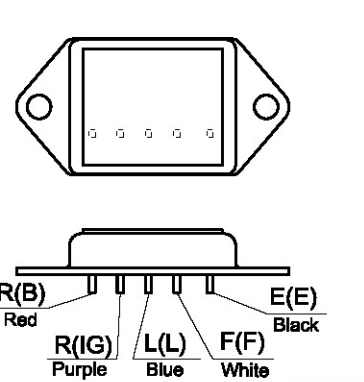

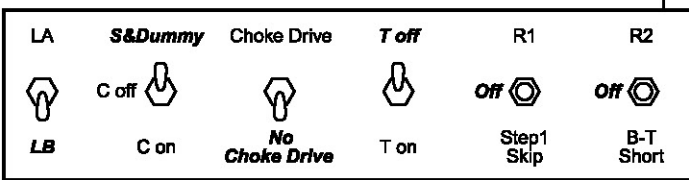
IVR-760



STEP1 : Charge Lamp ....  
 STEP2 : Choke Drive ....  
 Regulated voltage **28.0V~29.1V** ....■

Connect IVR

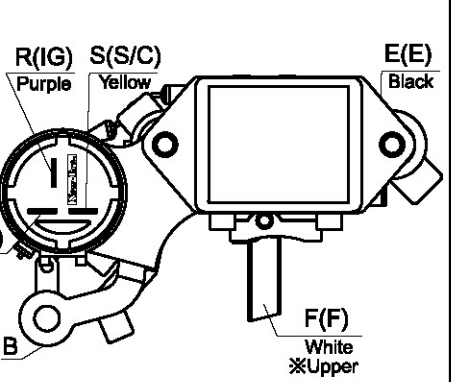
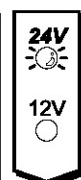
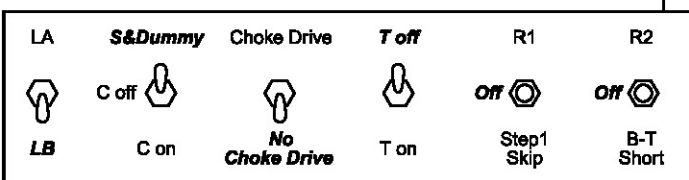
IVR-761



STEP1 : Charge Lamp ....  
 STEP2 : Choke Drive ....  
 Regulated voltage **28.0V~29.1V** ....■

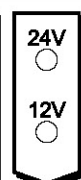
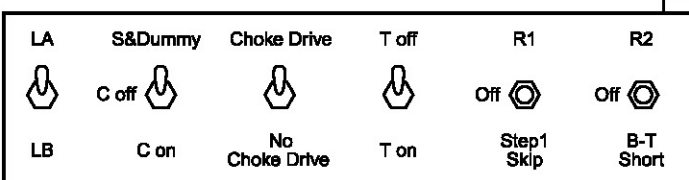
Connect IVR

IVR-762



STEP1 : Charge Lamp ....  
 STEP2 : Choke Drive ....  
 Regulated voltage **28.0V~29.1V** ....■

Connect IVR



STEP1 : Charge Lamp ....  
 STEP2 : Choke Drive ....  
 Regulated voltage ....■

Connect IVR