IVR-9XX

IVR-901H

LA	S&Dummy	Choke Drive	T off	R1	R2
LB	C off / C on	No Choke Drive	T on	Off / Step1 Skip	Off / B-T Short

24V / 12V

STEP1 : Charge Lamp ....
STEP2 : Choke Drive ○ ....
Regulated voltage **14.0V~15.1V** ....

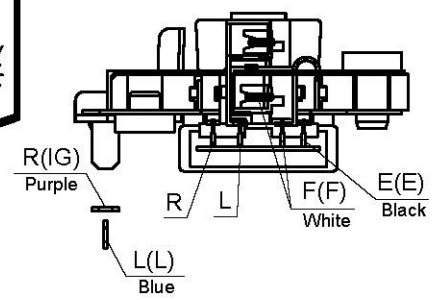

Connect IVR

IVR-902H

LA	S&Dummy	Choke Drive	T off	R1	R2
LB	C off / C on	No Choke Drive	T on	Off / Step1 Skip	Off / B-T Short

24V / 12V

STEP1 : Charge Lamp ....
STEP2 : Choke Drive ○ ....
Regulated voltage **14.0V~15.1V** ....
※Connect Cable assy2. to IG and L terminals.
Please refer to the Connection / Setting page.

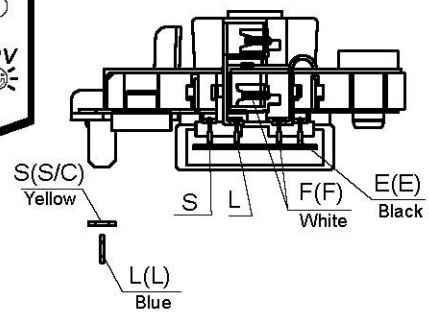

Connect IVR

IVR-903H

LA	S&Dummy	Choke Drive	T off	R1	R2
LB	C off / C on	No Choke Drive	T on	Off / Step1 Skip	Off / B-T Short

24V / 12V

STEP1 : Charge Lamp ....
STEP2 : Choke Drive ○ ....
Regulated voltage **14.0V~15.1V** ....

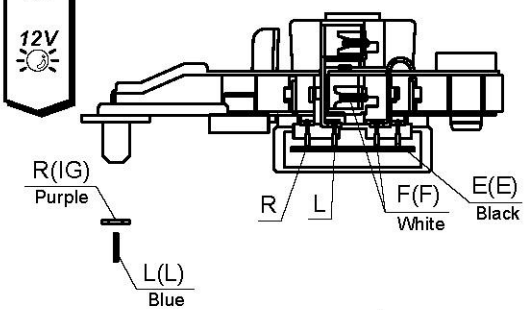

Connect IVR

IVR-904H

LA	S&Dummy	Choke Drive	T off	R1	R2
LB	C off / C on	No Choke Drive	T on	Off / Step1 Skip	Off / B-T Short

24V / 12V

STEP1 : Charge Lamp ....
STEP2 : Choke Drive ○ ....
Regulated voltage **14.0V~15.1V** ....

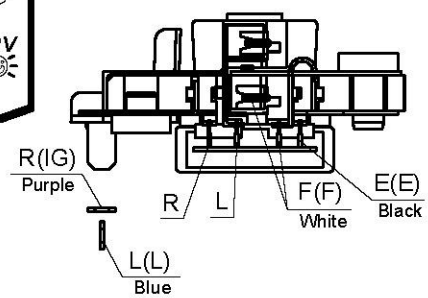

Connect IVR

IVR-905

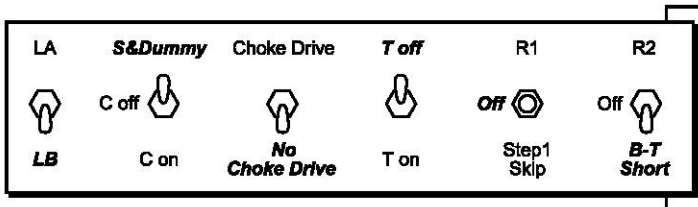

STEP1 : Charge Lamp ....
STEP2 : Choke Drive ....
Regulated voltage ***14.0V~15.1V*** ....

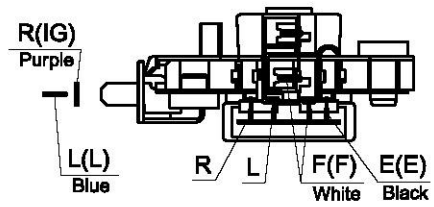

Connect IVR

IVR-910H

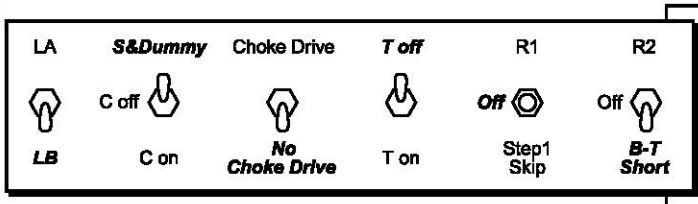

STEP1 : Charge Lamp ....
STEP2 : Choke Drive ....
Regulated voltage ***14.0V~15.1V*** ....

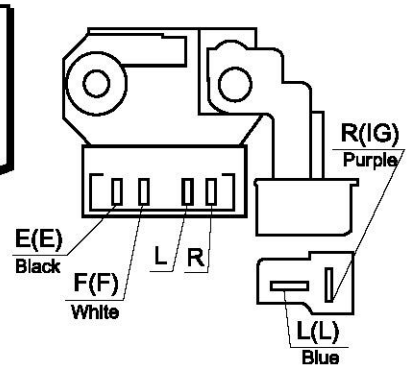

Connect IVR

IVR-911H

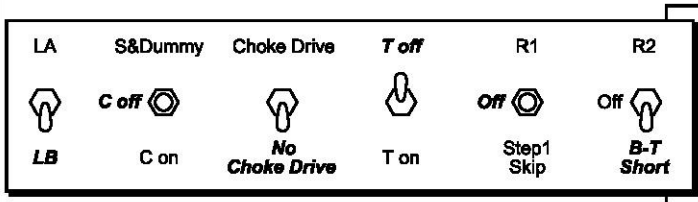

STEP1 : Charge Lamp ....
STEP2 : Choke Drive ....
Regulated voltage ***14.0V~15.1V*** ....

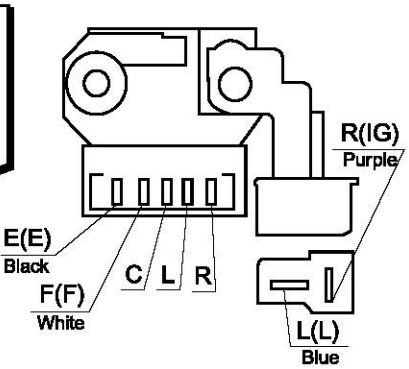

Connect IVR

IVR-912H

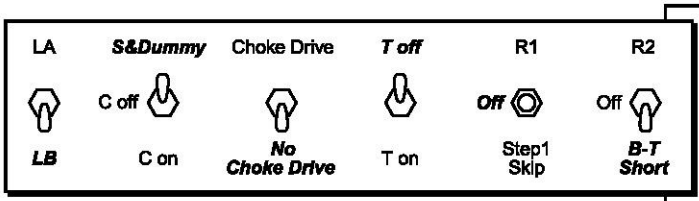

STEP1 : Charge Lamp ....
STEP2 : Choke Drive ....
Regulated voltage ***14.0V~15.1V*** ....

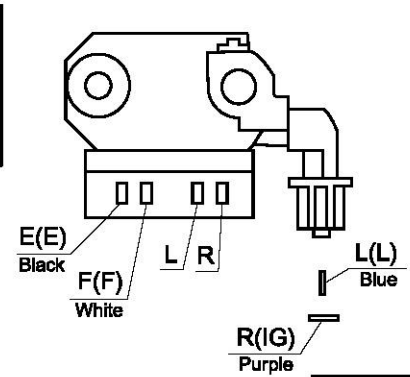

Connect IVR

IVR-913

LA	S&Dummy	Choke Drive	T off	R1	R2
LB	C off / C on	No Choke Drive	T on	Off / Step1 Skip	Off / B-T Short

24V / 12V

STEP1 : Charge Lamp ....
STEP2 : Choke Drive ○ ....
Regulated voltage **14.0V~15.1V** ....

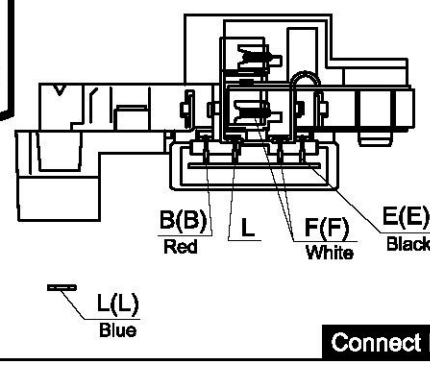

Connect IVR

IVR-921H

LA	S&Dummy	Choke Drive	T off	R1	R2
LB	C off / C on	No Choke Drive	T on	Off / Step1 Skip	Off / B-T Short

24V / 12V

STEP1 : Charge Lamp ....
STEP2 : Choke Drive ○ ....
Regulated voltage **28.0V~29.1V** ....

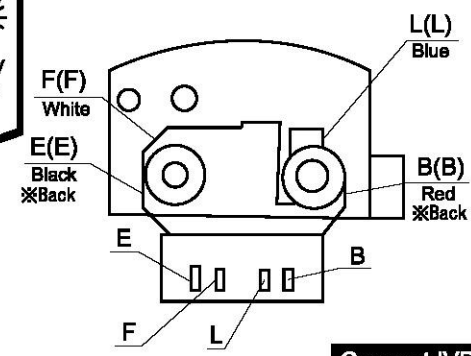

Connect IVR

IVR-922H

LA	S&Dummy	Choke Drive	T off	R1	R2
LB	C off / C on	No Choke Drive	T on	Off / Step1 Skip	Off / B-T Short

24V / 12V

STEP1 : Charge Lamp ....
STEP2 : Choke Drive ○ ....
Regulated voltage **28.0V~29.1V** ....

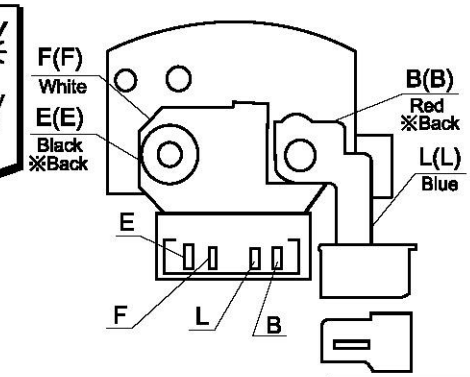

Connect IVR

IVR-923H

LA	S&Dummy	Choke Drive	T off	R1	R2
LB	C off / C on	No Choke Drive	T on	Off / Step1 Skip	Off / B-T Short

24V / 12V

STEP1 : Charge Lamp ....
STEP2 : Choke Drive ○ ....
Regulated voltage **28.0V~29.1V** ....

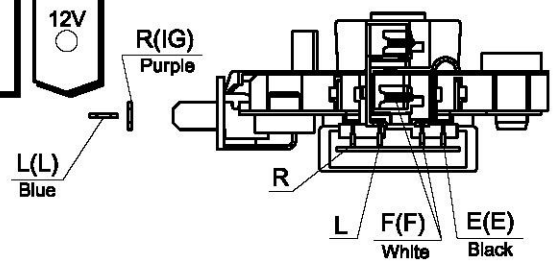

Connect IVR

IVR-924H

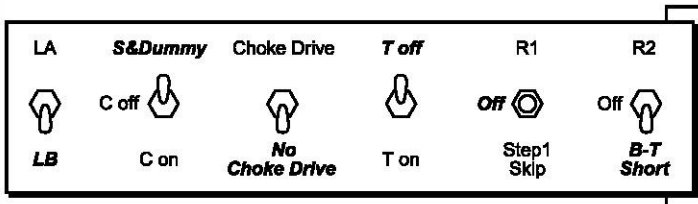

STEP1 : Charge Lamp ....
STEP2 : Choke Drive ....
Regulated voltage **28.0V~29.1V** ....

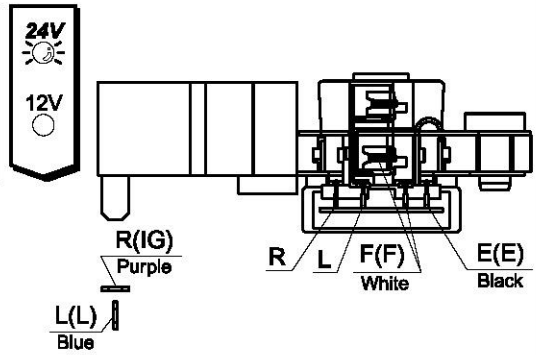

Connect IVR

IVR-925H

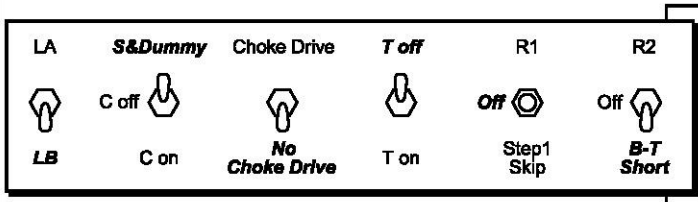

STEP1 : Charge Lamp ....
STEP2 : Choke Drive ....
Regulated voltage **28.0V~29.1V** ....

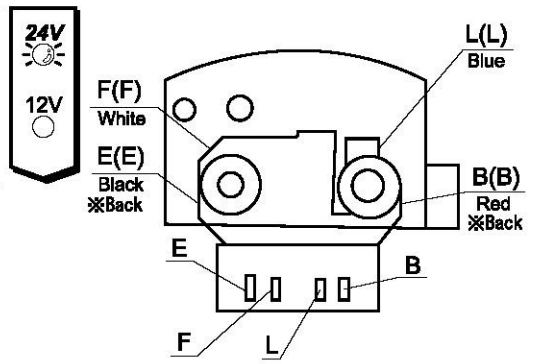

Connect IVR

IVR-926

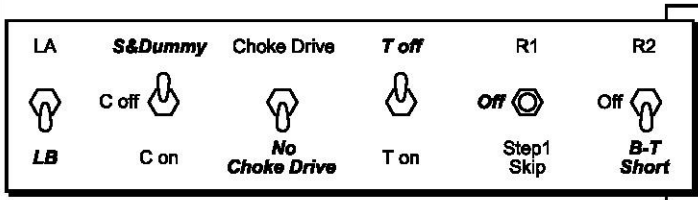

STEP1 : Charge Lamp ....
STEP2 : Choke Drive ....
Regulated voltage **28.0V~29.1V** ....

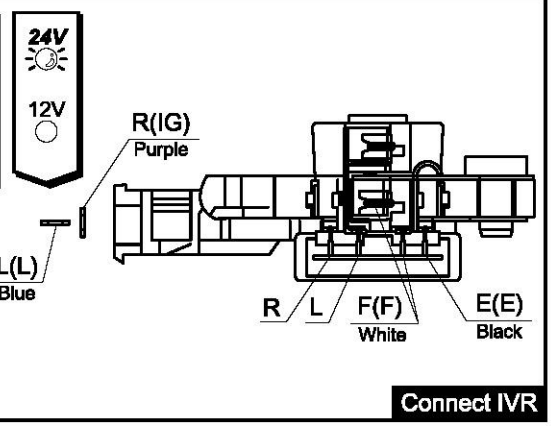

Connect IVR

IVR-940

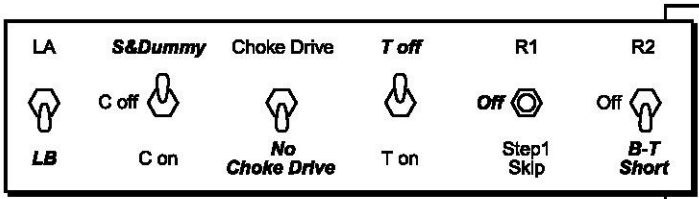

STEP1 : Charge Lamp ....
STEP2 : Choke Drive ....
Regulated voltage **14.0V~15.1V** ....

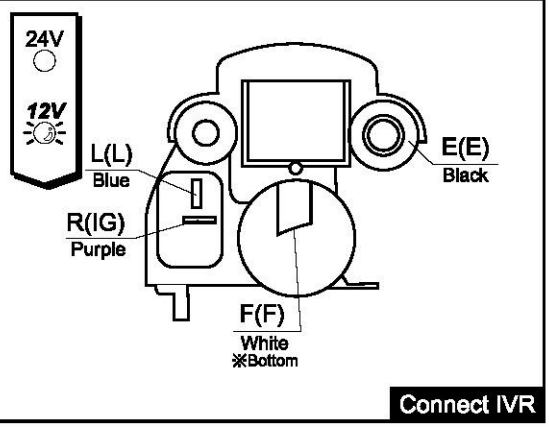

Connect IVR

IVR-942

LA	S&Dummy	Choke Drive	T off	R1	R2
LB	C off / C on	No Choke Drive	T on	Off / Step1 Skip	Off / B-T Short

STEP1 : Charge Lamp ....
STEP2 : Choke Drive ○ ....
Regulated voltage **14.0V~15.1V** ....

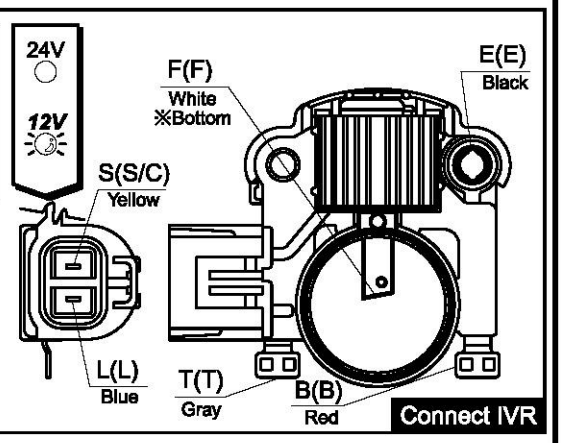

IVR-943

LA	S&Dummy	Choke Drive	T off	R1	R2
LB	C off / C on	No Choke Drive	T on	Off / Step1 Skip	Off / B-T Short

STEP1 : Charge Lamp ....
STEP2 : Choke Drive ○ ....
Regulated voltage **14.0V~15.1V** ....

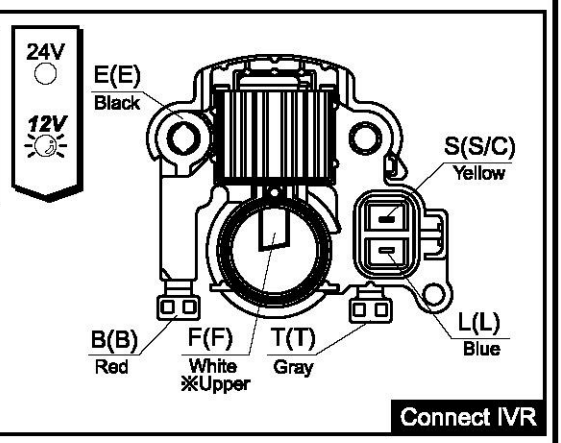

IVR-944

LA	S&Dummy	Choke Drive	T off	R1	R2
LB	C off / C on	No Choke Drive	T on	Off / Step1 Skip	Off / B-T Short

STEP1 : Charge Lamp ....
STEP2 : Choke Drive ○ ....
Regulated voltage **14.0V~15.1V** ....

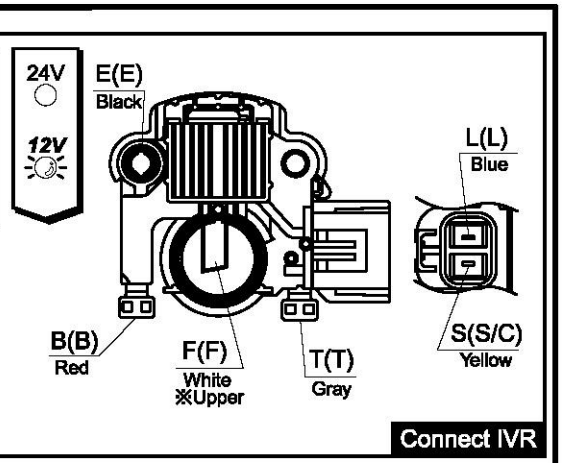

IVR-945

LA	S&Dummy	Choke Drive	T off	R1	R2
LB	C off / C on	No Choke Drive	T on	Off / Step1 Skip	Off / B-T Short

STEP1 : Charge Lamp ....
STEP2 : Choke Drive ○ ....
Regulated voltage **14.0V~15.1V** ....

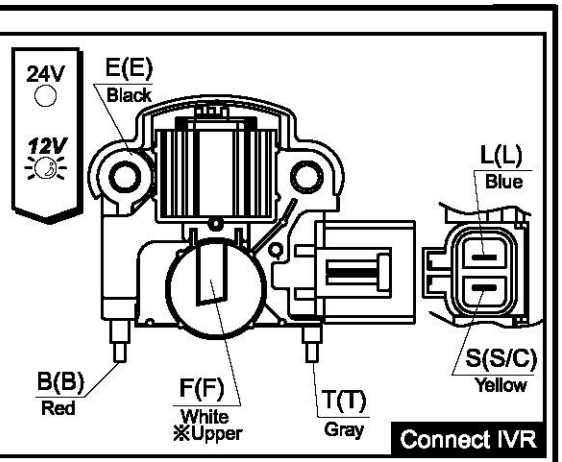

IVR-946

LA	S&Dummy	Choke Drive	T off	R1	R2
LB	C off / C on	No Choke Drive	T on	Off / Step1 Skip	Off / B-T Short

STEP1 : Charge Lamp ....
STEP2 : Choke Drive ○ ....
Regulated voltage **14.0V~15.1V** ....

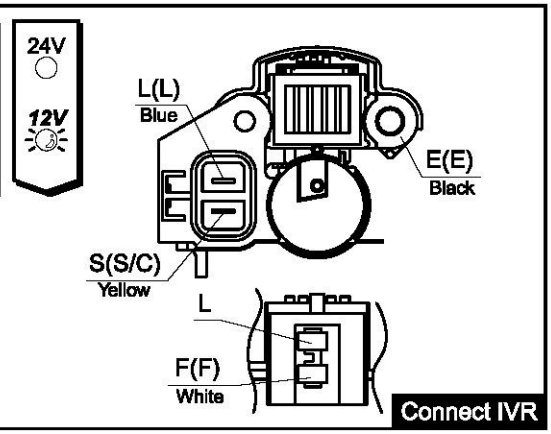

IVR-947

LA	S&Dummy	Choke Drive	T off	R1	R2
LB	C off / C on	No Choke Drive	T on	Off / Step1 Skip	Off / B-T Short

STEP1 : Charge Lamp ....
STEP2 : Choke Drive ○ ....
Regulated voltage **14.0V~15.1V** ....

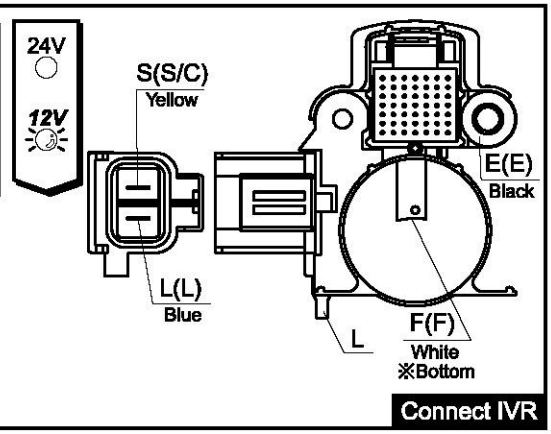

IVR-948

LA	S&Dummy	Choke Drive	T off	R1	R2
LB	C off / C on	No Choke Drive	T on	Off / Step1 Skip	Off / B-T Short

STEP1 : Charge Lamp ....
STEP2 : Choke Drive ○ ....
Regulated voltage **28.0V~29.1V** ....

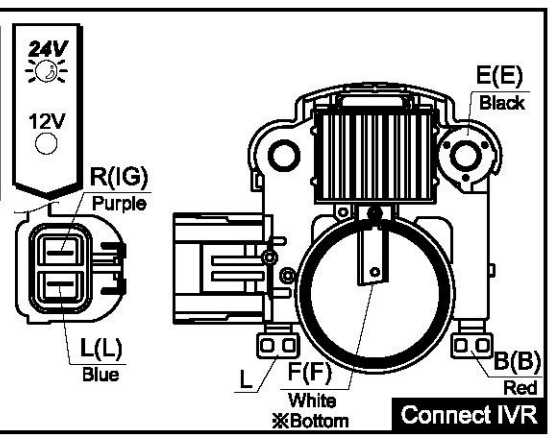

IVR-949

LA	S&Dummy	Choke Drive	T off	R1	R2
LB	C off / C on	No Choke Drive	T on	Off / Step1 Skip	Off / B-T Short

STEP1 : Charge Lamp ....
STEP2 : Choke Drive ○ ....
Regulated voltage **14.0V~15.1V** ....

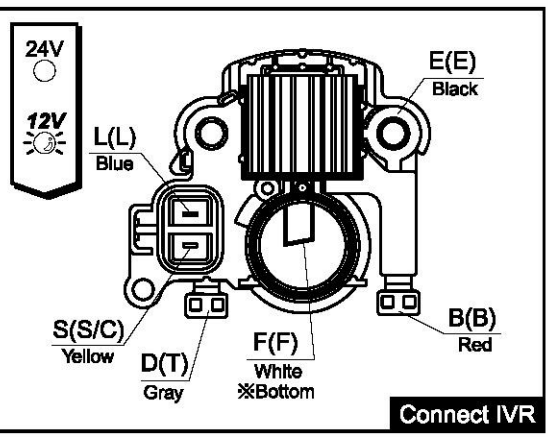

IVR-950

LA	S&Dummy	Choke Drive	T off	R1	R2
LB	C off / C on	No Choke Drive	T on	Off / Step1 Skip	Off / B-T Short

STEP1 : Charge Lamp ....
STEP2 : Choke Drive ○ ....
Regulated voltage **14.0V~15.1V** ....

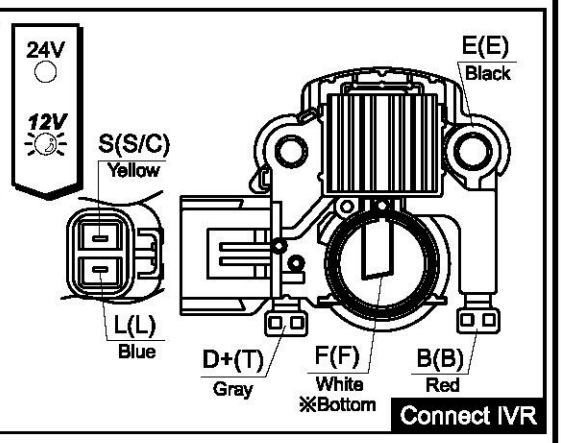

IVR-951

LA	S&Dummy	Choke Drive	T off	R1	R2
LB	C off / C on	No Choke Drive	T on	Off / Step1 Skip	Off / B-T Short

STEP1 : Skip .... No Check ....
STEP2 : Choke Drive ○ ....
Regulated voltage **14.0V~15.1V** ....

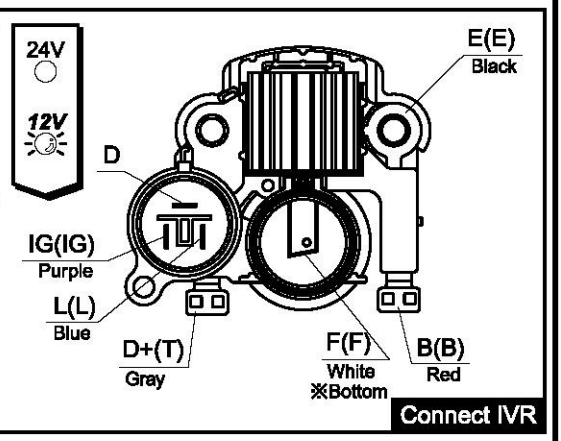

IVR-952

LA	S&Dummy	Choke Drive	T off	R1	R2
LB	C off / C on	No Choke Drive	T on	Off / Step1 Skip	Off / B-T Short

STEP1 : Charge Lamp ....
STEP2 : Choke Drive ○ ....
Regulated voltage **14.0V~15.1V** ....

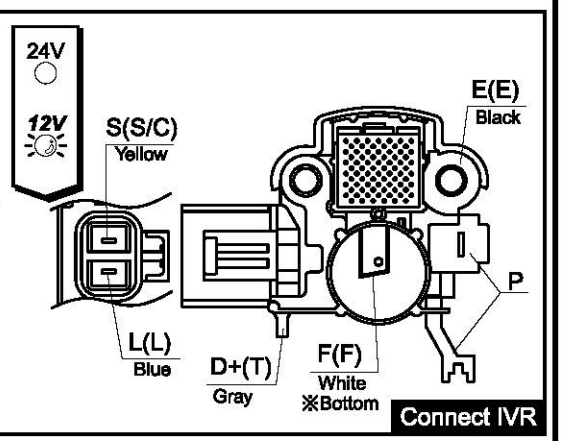

IVR-953

LA	S&Dummy	Choke Drive	T off	R1	R2
LB	C off / C on	No Choke Drive	T on	Off / Step1 Skip	Off / B-T Short

STEP1 : Charge Lamp ....
STEP2 : Choke Drive ○ ....
Regulated voltage **28.0V~29.1V** ....

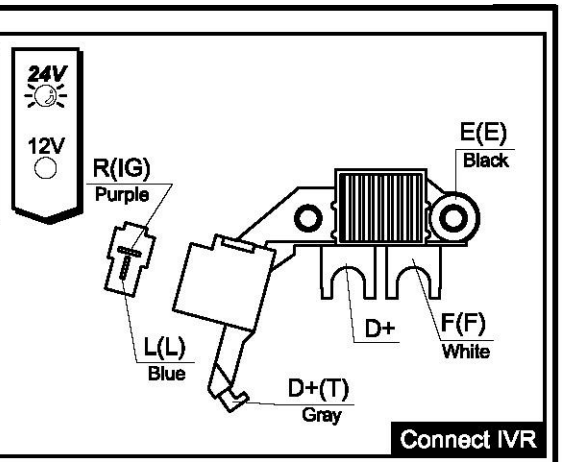

IVR-954

LA	S&Dummy	Choke Drive	T off	R1	R2
LB	C off / C on	No Choke Drive	T on	Off / Step1 Skip	Off / B-T Short

STEP1 : Charge Lamp ....
STEP2 : Choke Drive ○ ....
Regulated voltage **14.0V~15.1V** ....

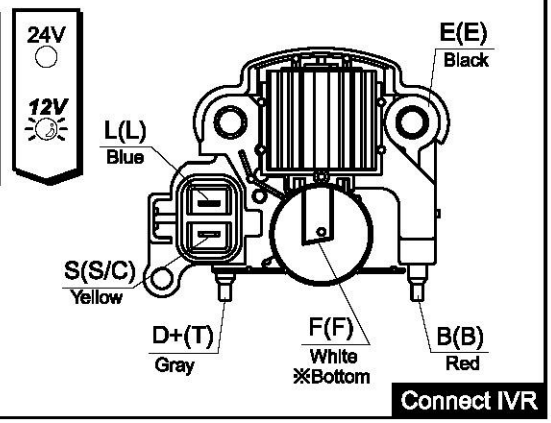

IVR-955

LA	S&Dummy	Choke Drive	T off	R1	R2
LB	C off / C on	No Choke Drive	T on	Off / Step1 Skip	Off / B-T Short

STEP1 : Charge Lamp ....
STEP2 : Choke Drive ○ ....
Regulated voltage **14.0V~15.1V** ....

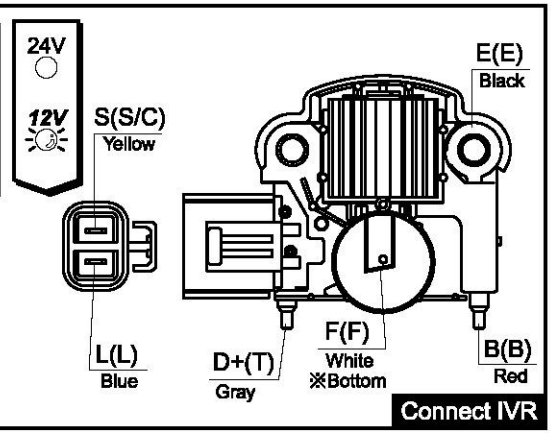

IVR-956

LA	S&Dummy	Choke Drive	T off	R1	R2
LB	C off / C on	No Choke Drive	T on	Off / Step1 Skip	Off / B-T Short

STEP1 : Charge Lamp ....
STEP2 : Choke Drive ○ ....
Regulated voltage **28.0V~29.1V** ....

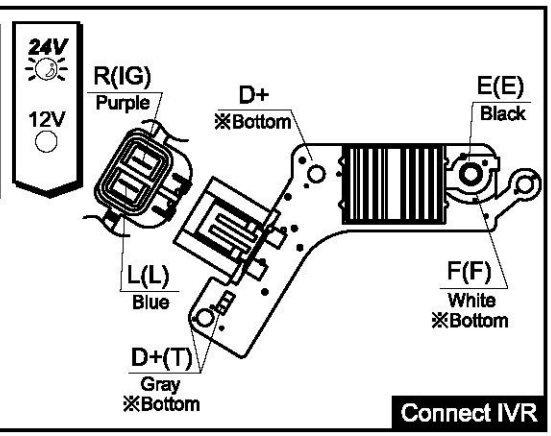

IVR-957

LA	S&Dummy	Choke Drive	T off	R1	R2
LB	C off / C on	No Choke Drive	T on	Off / Step1 Skip	Off / B-T Short

STEP1 : Charge Lamp ....
STEP2 : Choke Drive ○ ....
Regulated voltage **14.0V~15.1V** ....

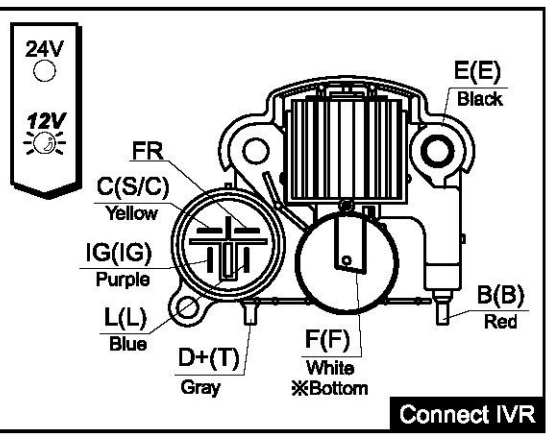

IVR-958

LA	S&Dummy	Choke Drive	T off	R1	R2
LB	C off / C on	No Choke Drive	T on	Off / Step1 Skip	Off / B-T Short

STEP1 : Charge Lamp ....
STEP2 : Choke Drive ○ ....
Regulated voltage **14.0V~15.1V** ....

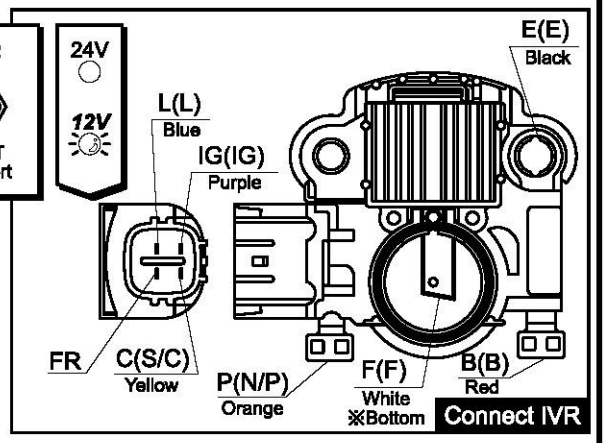

IVR-959

LA	S&Dummy	Choke Drive	T off	R1	R2
LB	C off / C on	No Choke Drive	T on	Off / Step1 Skip	Off / B-T Short

STEP1 : Charge Lamp ....
STEP2 : Choke Drive ○ ....
Regulated voltage **14.0V~15.1V** ....

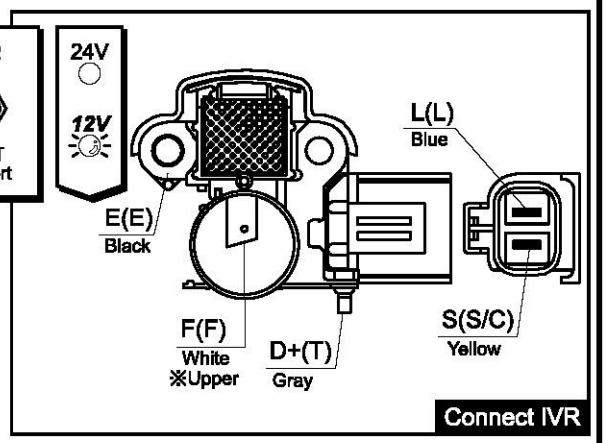

IVR-961

LA	S&Dummy	Choke Drive	T off	R1	R2
LB	C off / C on	No Choke Drive	T on	Off / Step1 Skip	Off / B-T Short

STEP1 : Charge Lamp ....
STEP2 : Choke Drive ○ ....
Regulated voltage **14.0V~15.1V** ....

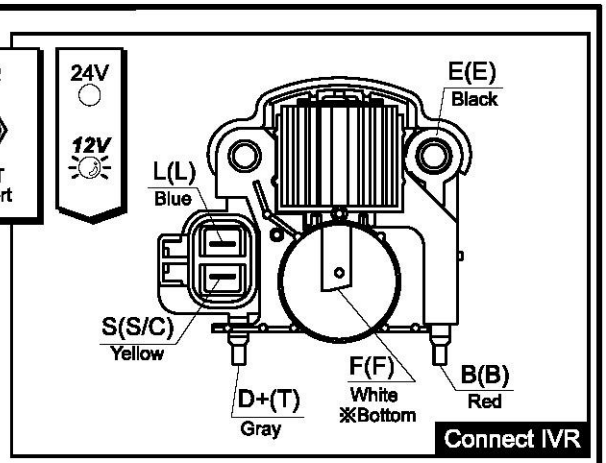

IVR-962

LA	S&Dummy	Choke Drive	T off	R1	R2
LB	C off / C on	No Choke Drive	T on	Off / Step1 Skip	Off / B-T Short

STEP1 : Charge Lamp ....
STEP2 : Choke Drive ○ ....
Regulated voltage **14.0V~15 .1V** ....

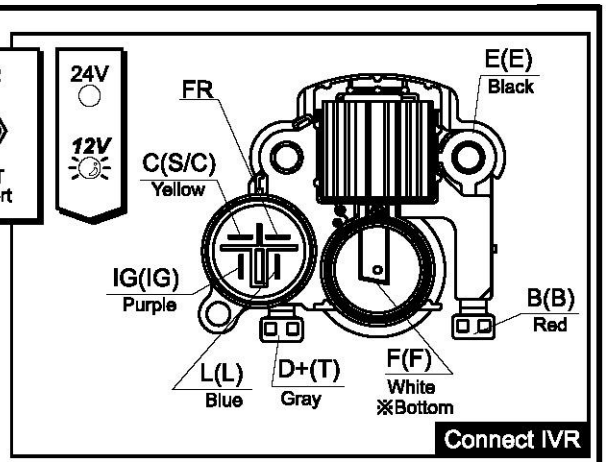

IVR-963

This checker, CN-100, can not inspect IVR-963 due to its unique circuit design.

Use CN-002, regulator-less alternator checker, in order to inspect the IVR-963 installed alternator.

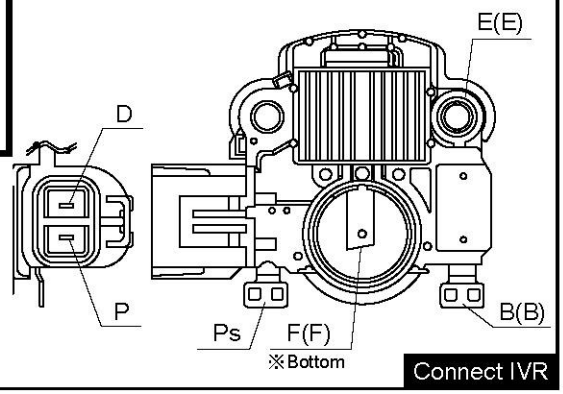

IVR-964

LA	S&Dummy	Choke Drive	T off	R1	R2
LB	C off / C on	No Choke Drive	T on	Off / Step1 Skip	Off / B-T Short

24V / 12V

STEP1 : Charge Lamp ....
STEP2 : Choke Drive ○ ....
Regulated voltage **14.0V~15.1V** ....▮

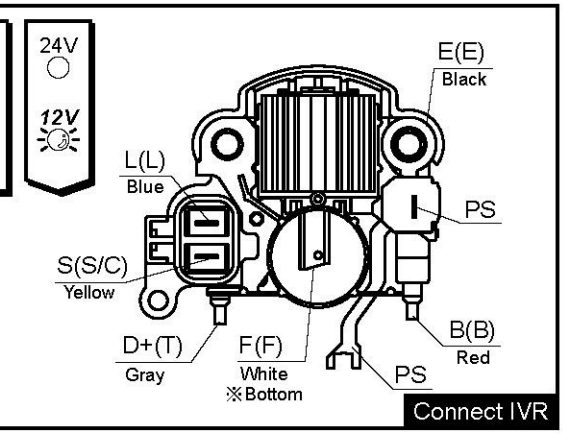

IVR-965

LA	S&Dummy	Choke Drive	T off	R1	R2
LB	C off / C on	No Choke Drive	T on	Off / Step1 Skip	Off / B-T Short

24V / 12V

STEP1 : Charge Lamp ....
STEP2 : Choke Drive ○ ....
Regulated voltage **14.0V~15.1V** ....▮

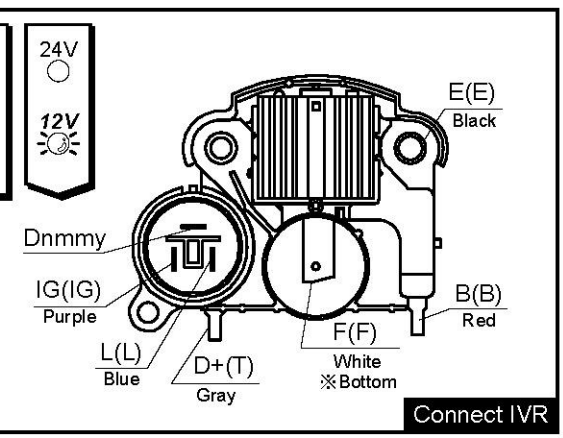

IVR-966

LA	S&Dummy	Choke Drive	T off	R1	R2
LB	C off / C on	No Choke Drive	T on	Off / Step1 Skip	Off / B-T Short

24V / 12V

STEP1 : Charge Lamp ....
STEP2 : Choke Drive ○ ....
Regulated voltage **14.0V~15.1V** ....▮

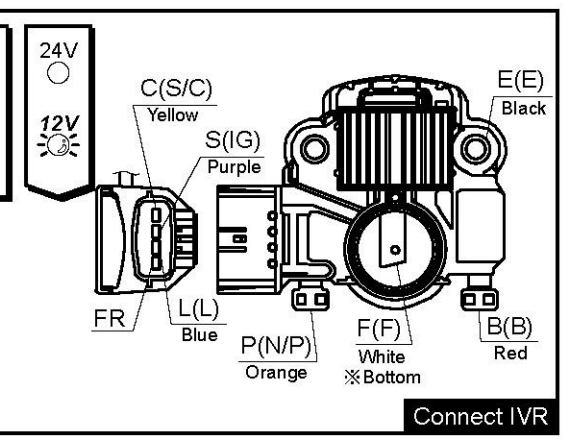

IVR-967

LA	S&Dummy	Choke Drive	T off	R1	R2
LB	C off / C on	No Choke Drive	T on	Off / Step1 Skip	Off / B-T Short

STEP1 : Charge Lamp ....
STEP2 : Choke Drive ○ ....
Regulated voltage **14.0V~15.1V** ....▮

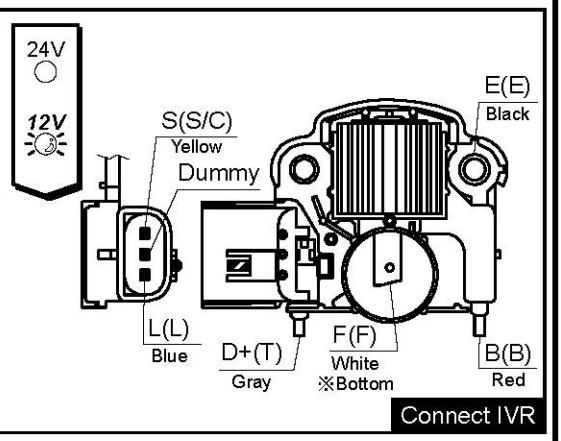

IVR-968

LA	S&Dummy	Choke Drive	T off	R1	R2
LB	C off / C on	No Choke Drive	T on	Off / Step1 Skip	Off / B-T Short

STEP1 : Charge Lamp ....
STEP2 : Choke Drive ○ ....
Regulated voltage **14.0V~15.1V** ....▮

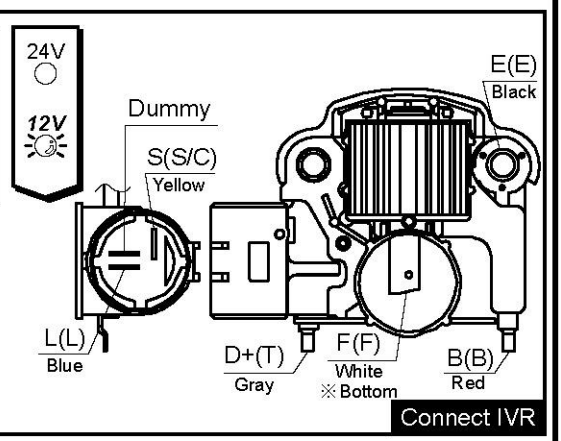

IVR-969

LA	S&Dummy	Choke Drive	T off	R1	R2
LB	C off / C on	No Choke Drive	T on	Off / Step1 Skip	Off / B-T Short

STEP1 : Charge Lamp ....
STEP2 : Choke Drive ○ ....
Regulated voltage **14.0V~15.1V** ....▮

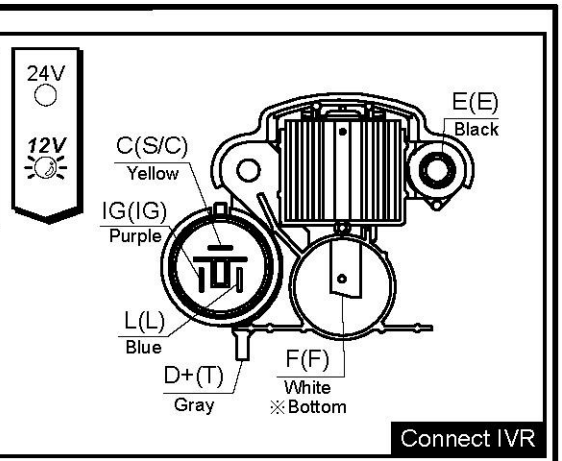

IVR-970

LA	S&Dummy	Choke Drive	T off	R1	R2
LB	C off / C on	No Choke Drive	T on	Off / Step1 Skip	Off / B-T Short

STEP1 : Charge Lamp ....
STEP2 : Choke Drive ○ ....
Regulated voltage **14.0V~15.1V** ....▮

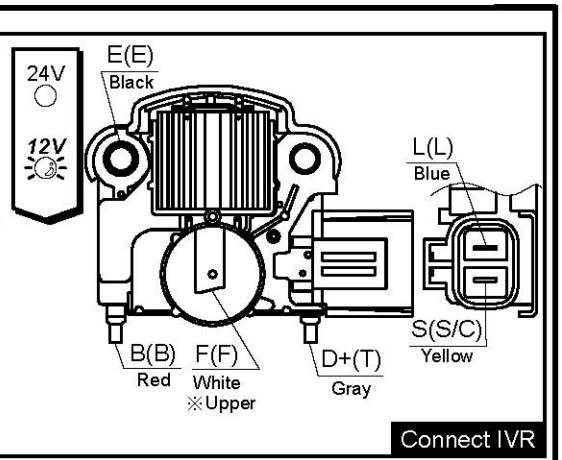

IVR-971

LA	S&Dummy	Choke Drive	T off	R1	R2
LB	C off / C on	No Choke Drive	T on	Off / Step1 Skip	Off / B-T Short

STEP1 : Charge Lamp ....
STEP2 : Choke Drive ○ ....
Regulated voltage **14.0V~15 .1V** ....

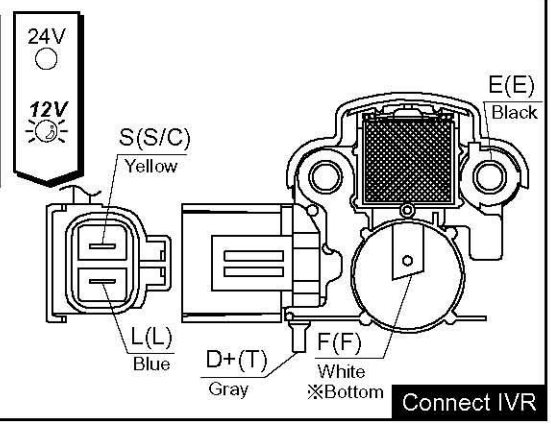

IVR-972

LA	S&Dummy	Choke Drive	T off	R1	R2
LB	C off / C on	No Choke Drive	T on	Off / Step1 Skip	Off / B-T Short

STEP1 : Charge Lamp ....
STEP2 : Choke Drive ○ ....
Regulated voltage **14.0V~15.1V** ....

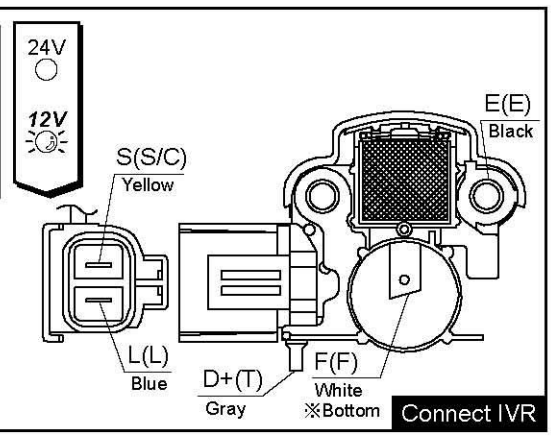

IVR-973

LA	S&Dummy	Chock Drive	T off	R1	R2
LB	C off / C on	No Chock Drive	T on	Off / Step1 Skip	Off / B-T Short

STEP1 : Charge Lamp ....
STEP2 : Choke Drive ....
Regulated voltage **14.0V~15.1V** ....

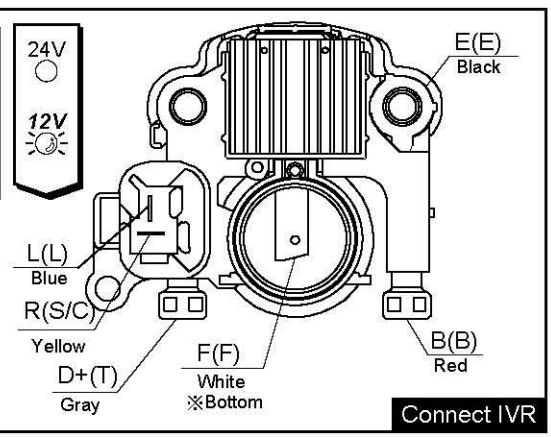

IVR-974

LA	S&Dummy	Chock Drive	T off	R1	R2
LB	C off / C on	No Chock Drive	T on	Off / Step1 Skip	Off / B-T Short

STEP1 : Charge Lamp ....
STEP2 : Choke Drive ....
Regulated voltage **14.0V~15.1V** ....

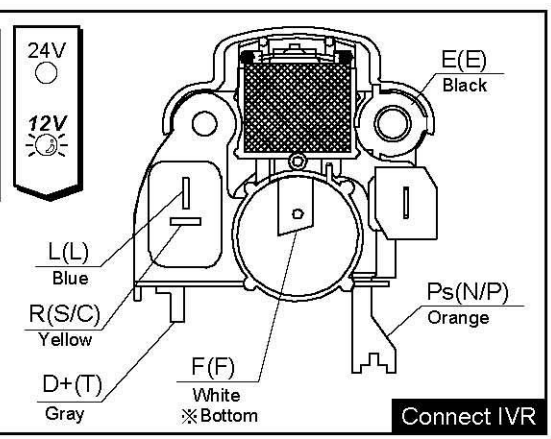

IVR-975

LA	S&Dummy	Chock Drive	T off	R1	R2
LB	C off / C on	No Chock Drive	T on	Off / Step1 Skip	Off / B-T Short

STEP1 : Charge Lamp ....
STEP2 : Choke Drive ....
Regulated voltage **14.0V～15.1V** ....

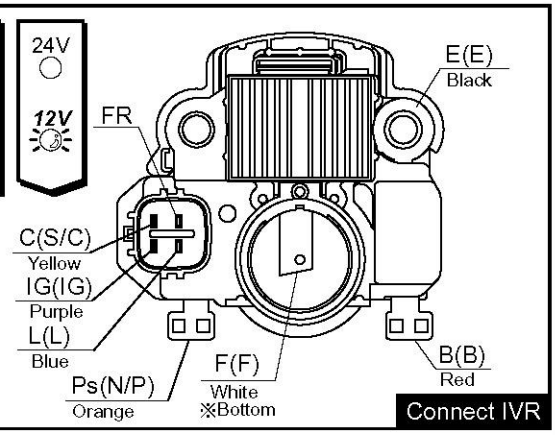

IVR-977

LA	S&Dummy	Choke Drive	T off	R1	R2
LB	C off / C on	No Choke Drive	T on	Off / Step1 Skip	Off / B-T Short

STEP1 : Charge Lamp ....
STEP2 : Choke Drive ○ ....
Regulated voltage **14.0V～15.1V** ....

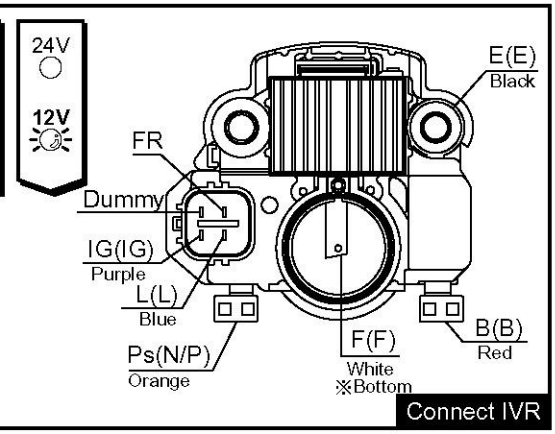

IVR-978

LA	S&Dummy	Choke Drive	T off	R1	R2
LB	C off / C on	No Choke Drive	T on	Off / Step1 Skip	Off / B-T Short

STEP1 : Charge Lamp ....
STEP2 : Choke Drive ○ ....
Regulated voltage **14.0V～15.1V** ....

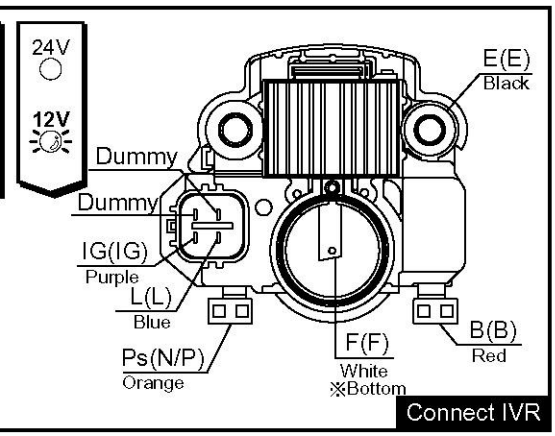

IVR-979

This checker, CN-100, can not inspect IVR-979 due to its unique circuit design.

Use CN-002, regulator-less alternator checker, in order to inspect the IVR-979 installed alternator.

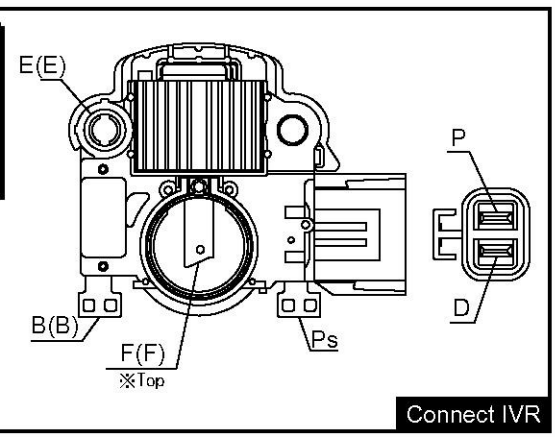

IVR-980

LA	S&Dummy	Choke Drive	T off	R1	R2
LB	C off / C on	No Choke Drive	T on	Off / Step1 Skip	Off / B-T Short

STEP1 : Charge Lamp ....
STEP2 : Choke Drive ○ ....
Regulated voltage **14.0V～15.1V** ....

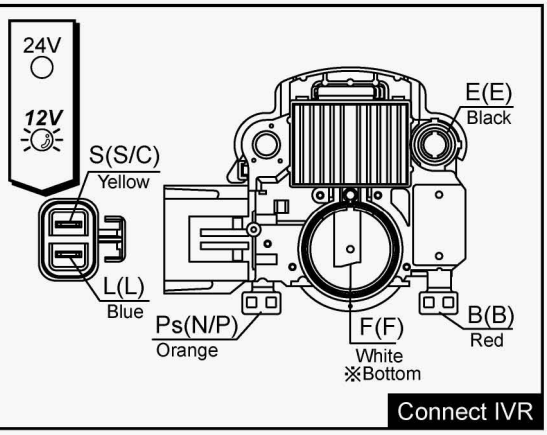

IVR-981

LA	S&Dummy	Choke Drive	T off	R1	R2
LB	C off / C on	No Choke Drive	T on	Off / Step1 Skip	Off / B-T Short

STEP1 : Charge Lamp ....
STEP2 : Choke Drive ○ ....
Regulated voltage **14.0V～15.1V** ....

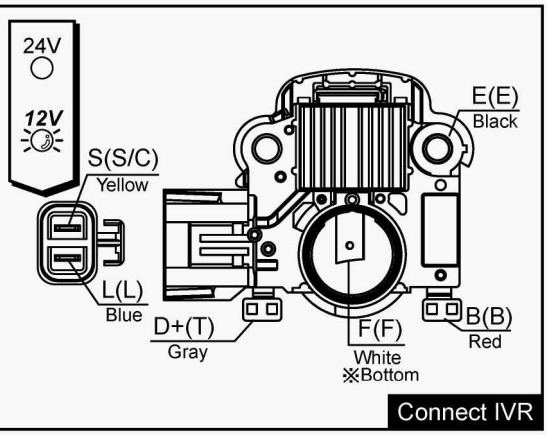

IVR-982

LA	S&Dummy	Choke Drive	T off	R1	R2
LB	C off / C on	No Choke Drive	T on	Off / Step1 Skip	Off / B-T Short

STEP1 : Skip .... No Check ....
STEP2 : Choke Drive ○ ....
Regulated voltage **14.0V～15.1V** ....

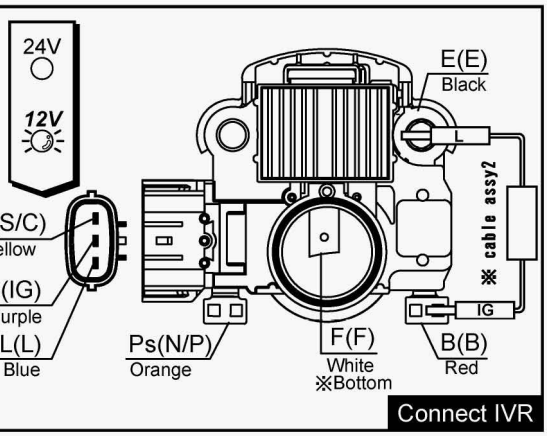

IVR-983

LA	S&Dummy	Choke Drive	T off	R1	R2
LB	C off / C on	No Choke Drive	T on	Off / Step1 Skip	Off / B-T Short

STEP1 : Charge Lamp ....
STEP2 : Choke Drive ○ ....
Regulated voltage **14.0V～15.1V** ....

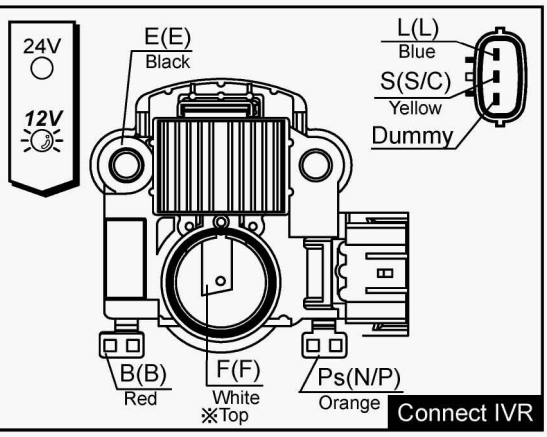

IVR-984

LA	S&Dummy	Choke Drive	T off	R1	R2
LB	C off / C on	***No Choke Drive***	***T on***	***Off*** / Step1 Skip	***Off*** / B-T Short

STEP1 : Charge Lamp ....
STEP2 : Choke Drive ....
Regulated voltage ***14.0V~15.1V*** ....

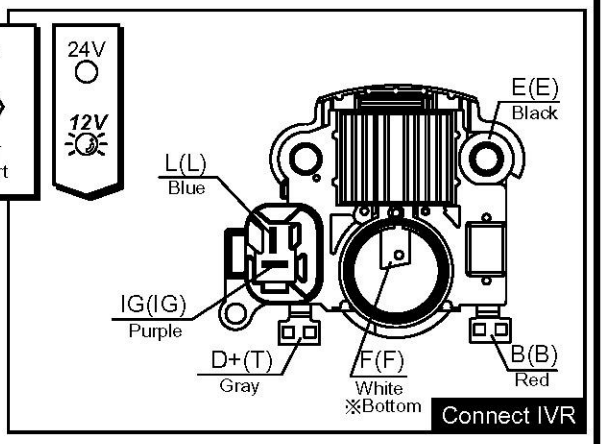

IVR-985

LA	S&Dummy	Choke Drive	T off	R1	R2
LA	***S&Dummy*** / C off	***No Choke Drive***	***T on***	***Off*** / Step1 Skip	***R2*** / Off / B-T Short

STEP1 : Charge Lamp ....
STEP2 : Choke Drive ....
Regulated voltage ***28.0V~29.1V*** ....

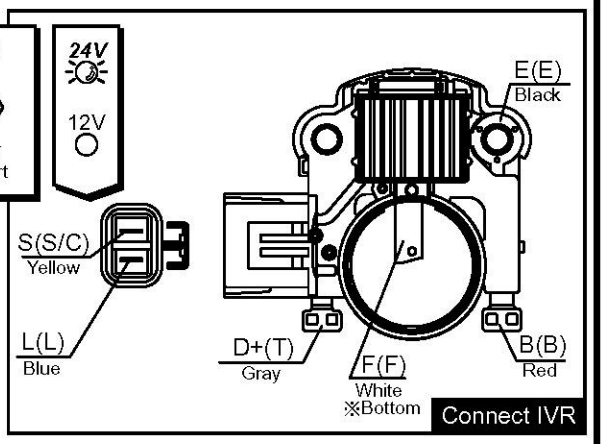

IVR-986

LA	S&Dummy	Choke Drive	T off	R1	R2
LA	***C off*** / C on	***No Choke Drive***	***T off*** / T on	***Off*** / Step1 Skip	***Off*** / B-T Short

STEP1 : Charge Lamp ....
STEP2 : Choke Drive ....
Regulated voltage ***14.0V~15.1V*** ....

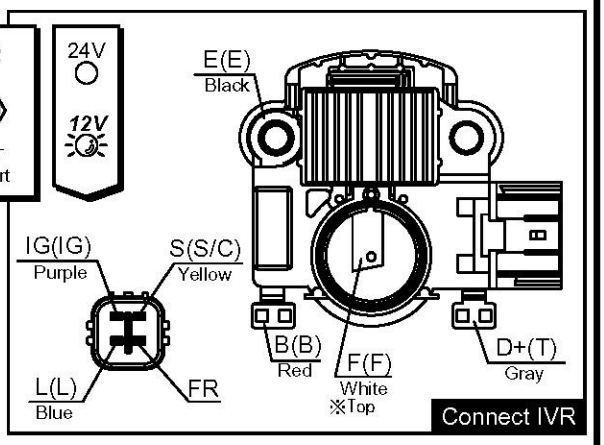

IVR-987

This checker, CN-100, can not inspect IVR-987 due to its unique circuit design.

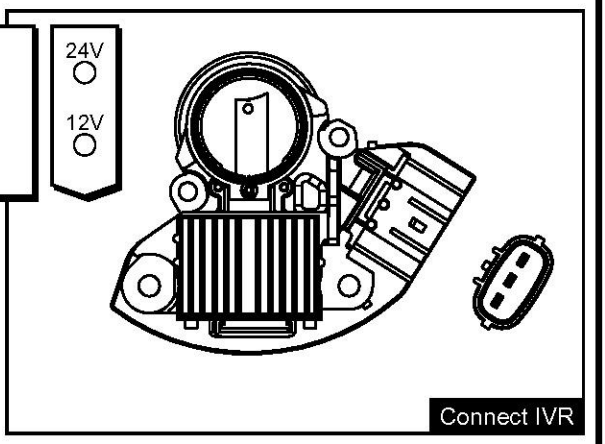

IVR-988

LA	S&Dummy	Choke Drive	T off	R1	R2
LB	C off / C on	No Choke Drive	T on	Off / Step1 Skip	Off / B-T Short

STEP1: Charge Lamp ....
STEP2: Choke Drive ○ ....
Regulated voltage **14.0V~15.1V** ....

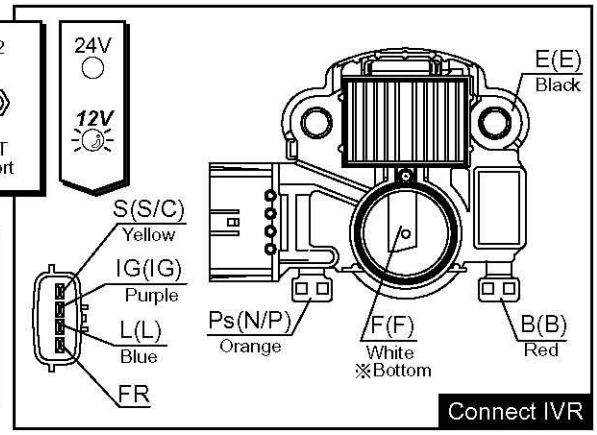

IVR-989

LA	S&Dummy	Choke Drive	T off	R1	R2
LB	C off / C on	No Choke Drive	T on	Off / Step1 Skip	Off / B-T Short

STEP1: Charge Lamp ....
STEP2: Choke Drive ○ ....
Regulated voltage **28.0V~29.1V** ....

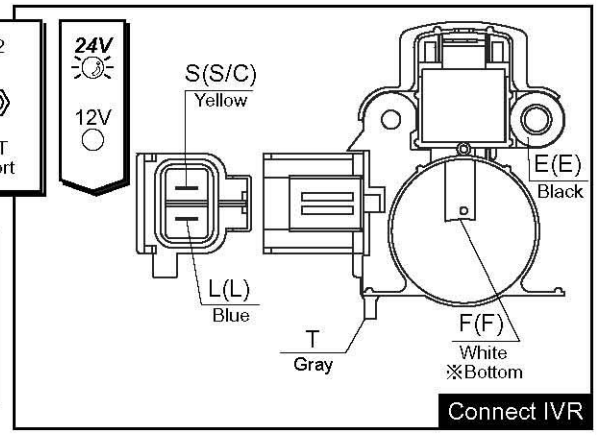

IVR-990

This checke can not inspect IVR-990 due to its unique circuit design.

Use CN-002, regulator-less alternator checker in order to inspect the IVR-990 installed alternator

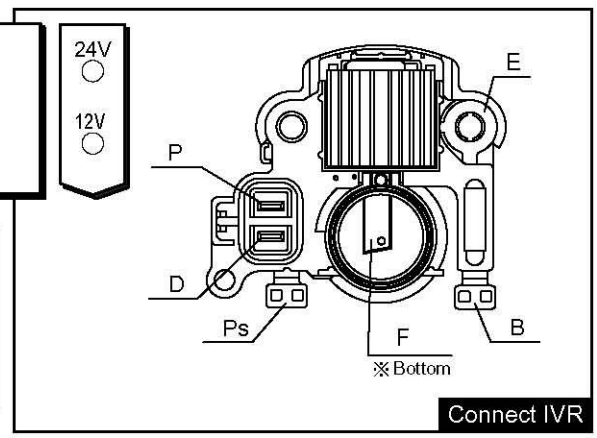

IVR-991

LA	S&Dummy	Choke Drive	T off	R1	R2
LB	C off / C on	No Choke Drive	T on	Off / Step1 Skip	Off / B-T Short

STEP1: Charge Lamp ....
STEP2: Choke Drive ○ ....
Regulated voltage **14.0V~15.1V** ....

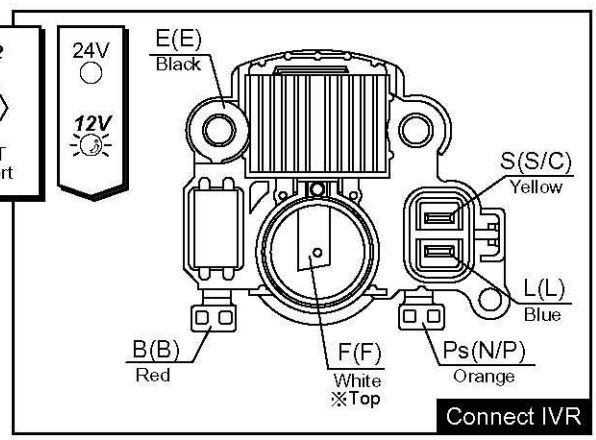

IVR-992

LA	S&Dummy	Choke Drive	T off	R1	R2
LB	C off / C on	No Choke Drive	T on	Off / Step1 Skip	Off / B-T Short

STEP1: Charge Lamp ....
STEP2: Choke Drive ○ ....
Regulated voltage **14.0V~15.1V** ....

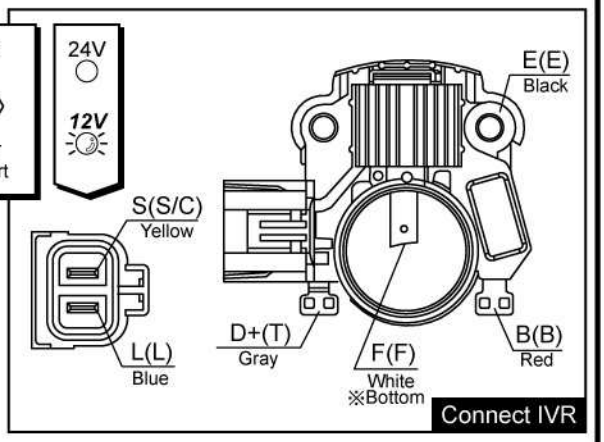

IVR-993

LA	S&Dummy	Choke Drive	T off	R1	R2
LB	C off / C on	No Choke Drive	T on	Off / Step1 Skip	Off / B-T Short

STEP1: Charge Lamp ....
STEP2: Choke Drive ○ ....
Regulated voltage **14.0V~15.1V** ....

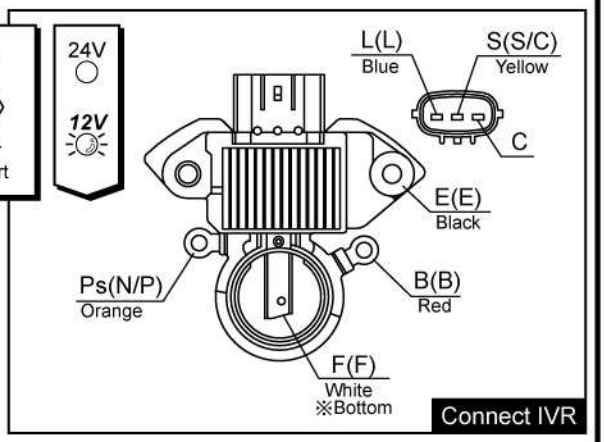

IVR-994

LA	S&Dummy	Choke Drive	T off	R1	R2
LB	C off / C on	No Choke Drive	T on	Off / Step1 Skip	Off / B-T Short

STEP1: Charge Lamp ....
STEP2: Choke Drive ○ ....
Regulated voltage **14.0V~15.1V** ....

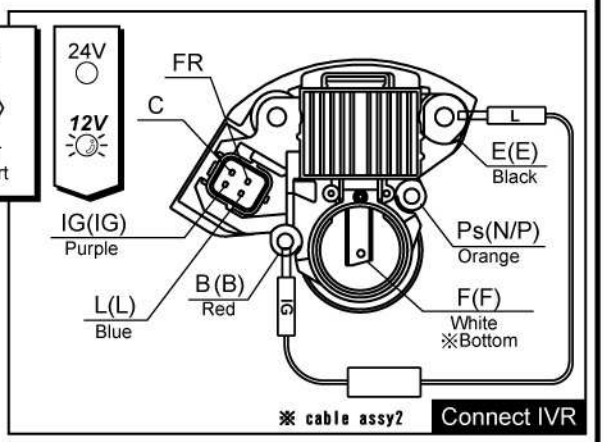

IVR-995

This checker, CN-100, can not inspect IVR-995 due to its unique circuit design.

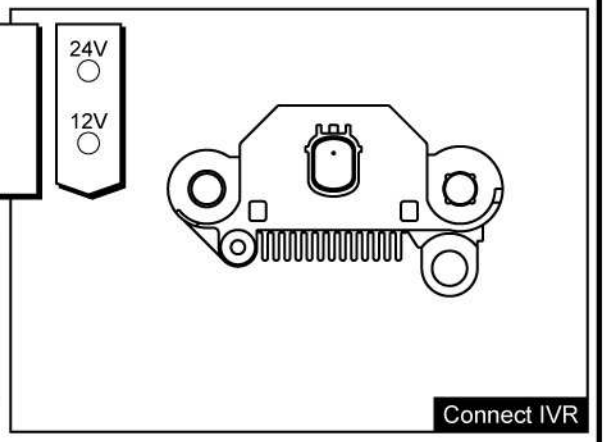

IVR-996

LA	S&Dummy	Choke Drive	T off	R1	R2
LB	C off / C on	No Choke Drive / T on		Off / Step1 Skip	Off / B-T Short

24V / 12V

STEP1: Charge Lamp ....
STEP2: Choke Drive ○ ....
Regulated voltage **28.0V~29.1V** ....▮

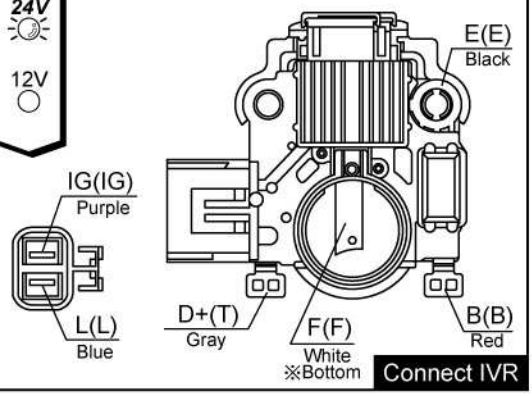

IVR-997

LA	S&Dummy	Choke Drive	T off	R1	R2
LB	C off / C on	No Choke Drive / T on		Off / Step1 Skip	Off / B-T Short

24V / 12V

STEP1: Charge Lamp ....
STEP2: Choke Drive ○ ....
Regulated voltage **14.0V~15.1V** ....▮

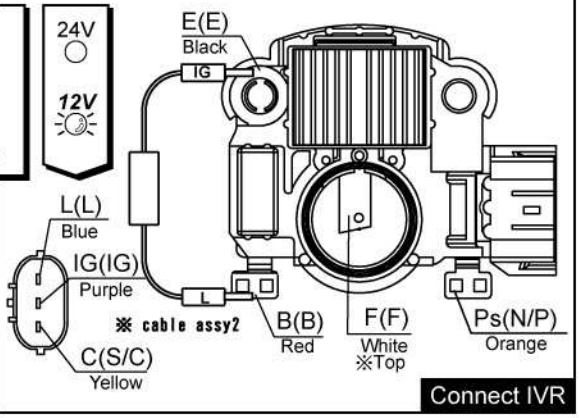

IVR-998

This checker, CN-100, can not inspect IVR-998 due to its unique circuit design.

24V / 12V

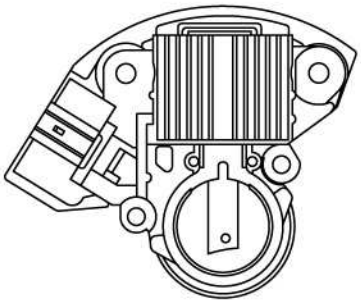

IVR-996

LA	S&Dummy	Choke Drive	T off	R1	R2
LB	C off / C on	No Choke Drive / T on		Off / Step1 Skip	Off / B-T Short

24V / 12V

STEP1 : Charge Lamp ○ ....
STEP2 : Choke Drive ○ ....
Regulated voltage ....▮

Connect IVR